

Effects of sfermion mixing induced by RGE running in the minimal flavor violating CMSSM

M. E. Gómez^{1,a}, S. Heinemeyer^{2,b}, M. Rehman^{2,c}

¹ Department of Applied Physics, University of Huelva, 21071 Huelva, Spain

² Instituto de Física de Cantabria (CSIC-UC), 39005 Santander, Spain

Received: 15 January 2015 / Accepted: 2 September 2015 / Published online: 21 September 2015

© The Author(s) 2015. This article is published with open access at Springerlink.com

Abstract Within the Constrained Minimal Supersymmetric Standard Model (CMSSM) with Minimal Flavor Violation (MFV) for scalar quarks, we study numerically the effects of intergenerational squark mixing on B -physics observables, electroweak precision observables (EWPO), and the Higgs-boson mass predictions. In models with universal soft terms at the GUT scale, squark mixing is generated through the Renormalization Group Equations (RGEs) running from the GUT scale to the electroweak scale due to presence of non-diagonal Yukawa matrices in the RGEs, e.g. due to the CKM matrix. Our numerical analysis is based on the code `Spheno` for the RGE running and full one-loop calculations, supplemented by further higher-order corrections, at the electroweak scale of the precision observables as included in the code `FeynHiggs`. Taking the CMSSM as a concrete “realistic” example, we find that the B -physics observables as well as the Higgs mass predictions do not receive sizable corrections. On the other hand, in our numerical analysis we observe that the EWPO such as the W boson mass can receive relevant corrections. Such contributions could in principle be used to place new bounds on the CMSSM parameter space. We extend our numerical analysis to the CMSSM extended with a mechanism to explain neutrino masses (CMSSM-seesaw I), which induces flavor violation in the scalar lepton sector. The effects of slepton mixing on the analyzed observables are found to be, in general, smaller than those of squark mixing, but in our numerical analysis reach the level of the current experimental uncertainty for the EWPO.

1 Introduction

Supersymmetric (SUSY) extensions of the Standard Model (SM) are broadly considered as the most motivated and promising New Physics (NP) theories beyond the SM. The solution of the hierarchy problem, the gauge coupling unification and the possibility of having a natural cold dark matter candidate, constitute the most convincing arguments in favor of SUSY.

Within the Minimal Supersymmetric Standard Model (MSSM) [1–3], flavor mixing can occur in both scalar quark and scalar lepton sector. Here the possible presence of soft SUSY-breaking parameters in the squark and slepton sector, which are off-diagonal in flavor space (mass parameters as well as trilinear couplings) are the most general way to introduce flavor mixing within the MSSM. This, however, yields many new sources of flavor and \mathcal{CP} -violation, which potentially lead to large non-standard effects in flavor processes, in conflict with the experimental bounds.

The SM has been very successfully tested by low-energy flavor observables both from the kaon and the B_d sectors. In particular, the two B factories have established that B_d flavor and \mathcal{CP} -violating processes are well described by the SM up to an accuracy of the $\sim 10\%$ level [4]. This immediately implies a tension between the solution of the hierarchy problem, calling for a NP scale at or below the TeV scale, and the explanation of the flavor physics data, requiring a multi-TeV NP scale, if the new flavor-violating couplings are of generic size.

An elegant way to simultaneously solve the above problems is provided by the Minimal Flavor Violation (MFV) hypothesis [5–8], where flavor and \mathcal{CP} -violation in the quark sector are assumed to be entirely described by the CKM matrix, even in theories beyond the SM. For example in MSSM, the off-diagonality in the sfermion mass matrix reflects the misalignment (in flavor space) between fermions and sfermions mass matrices, which cannot be diagonalized

M. Rehman is a MultitDark Scholar.

^a e-mail: mario.gomez@dfa.uhu.es

^b e-mail: Sven.Heinemeyer@cern.ch

^c e-mail: rehman@ifca.unican.es

simultaneously. This misalignment can be produced from various origins. For instance, off-diagonal sfermion mass matrix entries can be generated by Renormalization Group Equations (RGE) running. Going from a high energy scale, where no flavor violation is assumed, down to the electroweak (EW) scale, such entries can be generated due to the presence of non-diagonal Yukawa matrices in the RGEs. For instance, in the Constrained Minimal Supersymmetric Standard Model (CMSSM, see [9] and references therein), the RGE effects on non-diagonal sfermion soft SUSY-breaking parameters are affected only by non-diagonal elements on the Yukawa couplings and the trilinear terms which are taken as proportional to the Yukawas at the GUT scale. We choose the following form of the Yukawa matrices (working in the Super-CKM basis [10]):

$$Y_D = \text{diag}(y_d, y_s, y_b), \quad Y_U = V_{\text{CKM}}^\dagger \text{diag}(y_u, y_c, y_t). \quad (1)$$

Hence, all flavor violation in the quark and squark sector is generated by the RGEs and controlled by the CKM matrix, i.e. the Yukawa couplings have a strong impact on the size of the induced off-diagonal entries in the squark mass matrices.

The situation is somewhat different in the slepton sector where neutrinos are strictly massless (in the SM and the MSSM). Consequently, there is no slepton mixing, which would induce Lepton Flavor Violation (LFV) in the charged sector, allowing not yet observed processes like $l_i \rightarrow l_j \gamma$ ($i > j$; $l_{3,2,1} = \tau, \mu, e$) [11]. However, in the neutral sector, we have strong experimental evidence that shows that the neutrinos are massive and mix among themselves [12–20]. In order to incorporate this, one needs to go beyond the MSSM to introduce a mechanism that generates neutrino masses. The simplest way would be to introduce Dirac masses, leaving, however, the extreme smallness of the neutrino masses unexplained. To overcome this problem, typically a seesaw mechanism is used to generate neutrino masses, and the PMNS matrix plays the role of the CKM matrix in the lepton sector. Extending the MFV hypothesis for leptons [21] we can assume that the flavor mixing in the lepton and slepton sector is induced and controlled by the seesaw mechanism.

Consequently, in this paper we will numerically investigate two “realistic” models (more detailed definitions are given in the next section):

- (i) the CMSSM, where only flavor violation in the squark sector is present;
- (ii) the CMSSM augmented by the seesaw type I mechanism [22–28], called “CMSSM-seesaw I” below.

In many analyses of the CMSSM, or extensions such as the NUHM1 or NUHM2 (see [9] and references therein), the

hypothesis of MFV has been used, and it has been assumed that the contributions coming from MFV are negligible for other observables as well; see, e.g., [29–32]. In this paper we will perform a numerical analysis to see whether this assumption is justified, and whether including these MFV effects could in principle lead to additional constraints on the CMSSM parameter space. However, we do not attempt to find analytical solutions to analyze this, as they become extremely involved in the presence of intergenerational mixing in SUSY models. In this respect we numerically evaluate in the CMSSM and in the CMSSM-seesaw I the following set of observables: B physics observables (BPO), in particular $\text{BR}(B \rightarrow X_s \gamma)$, $\text{BR}(B_s \rightarrow \mu^+ \mu^-)$ and ΔM_{B_s} , electroweak precision observables (EWPO), in particular M_W and the effective weak leptonic mixing angle, $\sin^2 \theta_{\text{eff}}$, as well as the masses of the neutral and charged Higgs bosons in the MSSM.

In order to perform our calculations, we use the code `SPheno` [33,34] to generate the CMSSM (containing also the type I seesaw) particle spectrum by running RGE from the GUT down to the EW scale. The effects of the CKM matrix in the RGE running on the mixing in the scalar fermion sector thus fully relies on the `SPheno` implementation. The particle spectrum was then handed over in the form of an SLHA file [10,35] to `FeynHiggs` [36–41] to calculate EWPO and Higgs-boson masses. The B physics observables were calculated by the `BPHYSICS` subroutine included in the `SuFla` code [42,43] (see also [44–46] for the improved version used here).

Our setup provides an evaluation of flavor-violating effects in “realistic” MFV models (where flavor violation enters only via RGE running) using state-of-the-art tools, compared to state-of-the-art limits, where the size of the effects will also be compared to future sensitivities. Effects that may appear negligible now might be non-negligible in the future. Furthermore, in the case of lepton-flavor violation [case (ii) above], we are not aware of any analysis of this type.

The paper is organized as follows: First we review the main features of the MSSM with sfermion flavor mixing in MFV in Sect. 2. The computational setup is given in Sect. 3. The numerical results are presented in Sect. 4, where first we discuss the effect of squarks mixing in the CMSSM. In a second step we analyze the effects of slepton mixing i.e. the CMSSM-seesaw I. Our conclusions can be found in Sect. 5.

2 Model setup

In this section we will first review the CMSSM and the concept of MFV. Subsequently, we will discuss the MSSM, its seesaw extension and parameterization of sfermion mixing at low energy.

2.1 The CMSSM and MFV

The MSSM is the simplest supersymmetric structure we can build from the SM particle content. The general setup for the soft SUSY-breaking parameters is given by [1–3]

$$\begin{aligned}
 -\mathcal{L}_{\text{soft}} = & (m_Q^2)_i^j \tilde{q}_L^i \tilde{q}_{Lj} + (m_u^2)_j^i \tilde{u}_R^* \tilde{u}_R^j + (m_d^2)_j^i \tilde{d}_R^* \tilde{d}_R^j \\
 & + (m_L^2)_i^j \tilde{l}_L^i \tilde{l}_{Lj} + (m_e^2)_j^i \tilde{e}_R^* \tilde{e}_R^j + \tilde{m}_1^2 h_1^\dagger h_1 \\
 & + \tilde{m}_2^2 h_2^\dagger h_2 + (B\mu h_1 h_2 + \text{h.c.}) + \left(A_d^{ij} h_1 \tilde{d}_{Ri}^* \tilde{q}_{Lj} \right. \\
 & + A_u^{ij} h_2 \tilde{u}_{Ri}^* \tilde{q}_{Lj} + A_l^{ij} h_1 \tilde{e}_{Ri}^* \tilde{l}_{Lj} + \frac{1}{2} M_1 \tilde{B}_L^0 \tilde{B}_L^0 \\
 & \left. + \frac{1}{2} M_2 \tilde{W}_L^a \tilde{W}_L^a + \frac{1}{2} M_3 \tilde{G}^a \tilde{G}^a + \text{h.c.} \right). \tag{2}
 \end{aligned}$$

Here m_Q^2 and m_L^2 are 3×3 matrices in family space (with i, j being the generation indices) for the soft masses of the left-handed squark \tilde{q}_L and slepton \tilde{l}_L $SU(2)$ doublets, respectively. $m_u^2, m_d^2,$ and m_e^2 contain the soft masses for right-handed up-type squarks \tilde{u}_R , down-type squarks \tilde{d}_R , and charged slepton \tilde{e}_R $SU(2)$ singlets, respectively. $A_u, A_d,$ and A_l are the 3×3 matrices for the trilinear couplings for up-type squarks, down-type squarks, and charged slepton, respectively; \tilde{m}_1 and \tilde{m}_2 are the soft masses of the Higgs sector. In the last line $M_1, M_2,$ and M_3 define the bino, wino, and gluino mass terms, respectively.

Within the constrained MSSM the soft SUSY-breaking parameters are assumed to be universal at the Grand Unification scale $M_{\text{GUT}} \sim 2 \times 10^{16}$ GeV,

$$\begin{aligned}
 (m_Q^2)_{ij} = (m_U^2)_{ij} = (m_D^2)_{ij} = (m_L^2)_{ij} = (m_E^2)_{ij} = m_0^2 \delta_{ij}, \\
 m_{H_1}^2 = m_{H_2}^2 = m_0^2, \quad m_{\tilde{g}} = m_{\tilde{W}} = m_{\tilde{B}} = m_{1/2}, \\
 (A_U)_{ij} = A_0 e^{i\phi_A} (Y_U)_{ij}, \quad (A_D)_{ij} = A_0 e^{i\phi_A} (Y_D)_{ij}, \\
 (A_E)_{ij} = A_0 e^{i\phi_A} (Y_E)_{ij}. \tag{3}
 \end{aligned}$$

There is a common mass for all the scalars, m_0^2 , a single gaugino mass, $m_{1/2}$, and all the trilinear soft-breaking terms are directly proportional to the corresponding Yukawa couplings in the superpotential with a proportionality constant $A_0 e^{i\phi_A}$, containing a potential non-trivial complex phase.

With the use of the Renormalization Group Equations (RGE) of the MSSM, one can obtain the SUSY spectrum at the EW scale. All the SUSY masses and mixings are then given as a function of $m_0^2, m_{1/2}, A_0,$ and $\tan \beta = v_2/v_1$, the ratio of the two vacuum expectation values (see below). We require radiative symmetry breaking to fix $|\mu|$ and $|B\mu|$ [47,48] with the tree-level Higgs potential.

By definition, this model fulfills the MFV hypothesis, since the only flavor-violating terms stem from the CKM matrix. The important point is that, even in a model with universal soft SUSY-breaking terms at some high energy

scale as the CMSSM, some off-diagonality in the squark mass matrices appears at the EW scale. Working in the basis where the squarks are rotated parallel to the quarks, the so-called Super CKM (SCKM) basis, the squark mass matrices are not flavor diagonal at the EW scale. This is due to the fact that at M_{GUT} there exist two non-trivial flavor structures, namely the two Yukawa matrices for the up and down quarks, which are not simultaneously diagonalizable. This implies that through RGE evolution some flavor mixing leaks into the sfermion mass matrices. In a general SUSY model the presence of new flavor structures in the soft SUSY-breaking terms would generate large flavor mixing in the sfermion mass matrices. However, in the CMSSM, which we are investigating here, the two Yukawa matrices are the only source of flavor change. As always in the SCKM basis, any off-diagonal entry in the sfermion mass matrices at the EW scale will be necessarily proportional to a product of Yukawa couplings. The RGEs for the soft SUSY-breaking terms are sets of linear equations, and, thus, to match the correct chirality of the coupling, Yukawa couplings or trilinear soft terms must enter the RGE in pairs. (The same holds for the CMSSM-seesaw I; see below.)

2.2 MSSM and its seesaw extension

One can write the most general $SU(3)_C \times SU(2)_L \times U(1)_Y$ gauge invariant and renormalizable superpotential as

$$\begin{aligned}
 W_{\text{MSSM}} = & Y_e^{ij} \epsilon_{\alpha\beta} H_1^\alpha E_i^c L_j^\beta + Y_d^{ij} \epsilon_{\alpha\beta} H_1^\alpha D_i^c Q_j^\beta \\
 & + Y_u^{ij} \epsilon_{\alpha\beta} H_2^\alpha U_i^c Q_j^\beta + \mu \epsilon_{\alpha\beta} H_1^\alpha H_2^\beta \tag{4}
 \end{aligned}$$

where L_i represents the chiral multiplet of a $SU(2)_L$ doublet lepton, E_i^c a $SU(2)_L$ singlet charged lepton, H_1 and H_2 two Higgs doublets with opposite hypercharge. Similarly $Q, U,$ and D represent chiral multiplets of quarks of a $SU(2)_L$ doublet and two singlets with different $U(1)_Y$ charges. Three generations of leptons and quarks are assumed and thus the subscripts i and j run over 1 to 3. The symbol $\epsilon_{\alpha\beta}$ is an anti-symmetric tensor with $\epsilon_{12} = 1$.

In order to provide an explanation for the (small) neutrino masses, the MSSM can be extended by the type-I seesaw mechanism [22–28]. The superpotential for CMSSM-seesaw I can be written as

$$W = W_{\text{MSSM}} + Y_\nu^{ij} \epsilon_{\alpha\beta} H_2^\alpha N_i^c L_j^\beta + \frac{1}{2} M_N^{ij} N_i^c N_j^c, \tag{5}$$

where W_{MSSM} is given in Eq. (4) and N_i^c is the additional superfield that contains the three right-handed neutrinos, ν_{Ri} , and their scalar partners, $\tilde{\nu}_{Ri}$. M_N^{ij} denotes the 3×3 Majorana mass matrix for heavy right-handed neutrino. The full set of soft SUSY-breaking terms is given by

$$\begin{aligned}
 -\mathcal{L}_{\text{soft,SI}} = & -\mathcal{L}_{\text{soft}} + (m_{\tilde{\nu}}^2)_j^i \tilde{\nu}_{Ri}^* \tilde{\nu}_R^j \\
 & + \left(\frac{1}{2} B_v^{ij} M_N^{ij} \tilde{\nu}_{Ri}^* \tilde{\nu}_{Rj}^* + A_v^{ij} h_2 \tilde{\nu}_{Ri}^* \tilde{l}_{Lj} + \text{h.c.} \right),
 \end{aligned}
 \tag{6}$$

with $\mathcal{L}_{\text{soft}}$ given by Eq. (2), $(m_{\tilde{\nu}}^2)_j^i$, A_v^{ij} , and B_v^{ij} are the new soft-breaking parameters.

By the seesaw mechanism three of the neutral fields acquire heavy masses and decouple at high energy scale that we will denote M_N ; below this scale the effective theory contains the MSSM plus an operator that provides masses to the neutrinos.

$$W = W_{\text{MSSM}} + \frac{1}{2} (Y_\nu L H_2)^T M_N^{-1} (Y_\nu L H_2). \tag{7}$$

This framework naturally explains neutrino oscillations in agreement with experimental data [12–20]. At the electroweak scale an effective Majorana mass matrix for light neutrinos,

$$m_{\text{eff}} = -\frac{1}{2} v_u^2 Y_\nu \cdot M_N^{-1} \cdot Y_\nu^T, \tag{8}$$

arises from Dirac neutrino Yukawa Y_ν (which can be assumed of the same order as the charged-lepton and quark Yukawas), and heavy Majorana masses M_N . The smallness of the neutrino masses implies that the scale M_N is very high, $\mathcal{O}(10^{14} \text{ GeV})$.

From Eqs. (5) and (6) we can observe that one can choose a basis such that the Yukawa coupling matrix, Y_l^{ij} , and the mass matrix of the right-handed neutrinos, M_N^{ij} , are diagonalized as Y_l^δ and M_R^δ , respectively. In this case the neutrino Yukawa couplings Y_ν^{ij} are not generally diagonal, giving rise to LFV. Here it is important to note that the lepton-flavor conservation is not a consequence of the SM gauge symmetry, even in the absence of the right-handed neutrinos. Consequently, slepton-mass terms can violate the lepton-flavor conservation in a manner consistent with the gauge symmetry. Thus the scale of LFV can be identified with the EW scale, much lower than the right-handed neutrino scale M_N , leading to potentially observable rates.

In the SM augmented by right-handed neutrinos, the flavor-violating processes such as $\mu \rightarrow e\gamma$, $\tau \rightarrow \mu\gamma$ etc., whose rates are proportional to inverse powers of M_R^δ , would be highly suppressed with such a large M_N scale, and hence are far beyond current experimental bounds. However, in SUSY theories, the neutrino Dirac couplings Y_ν enter in the RGEs of the soft SUSY-breaking sneutrino and slepton masses, generating LFV. In the basis where the charged-lepton masses Y_ℓ is diagonal, the soft slepton-mass matrix acquires corrections that contain off-diagonal contributions from the RGE running from M_{GUT} down to the Majorana

mass scale M_N , of the following form (in the leading-log approximation) [49]:

$$\begin{aligned}
 (m_{\tilde{L}}^2)_{ij} & \sim \frac{1}{16\pi^2} (6m_0^2 + 2A_0^2) (Y_\nu^\dagger Y_\nu)_{ij} \log\left(\frac{M_{\text{GUT}}}{M_N}\right) \\
 (m_{\tilde{e}}^2)_{ij} & \sim 0 \\
 (A_l)_{ij} & \sim \frac{3}{8\pi^2} A_0 Y_{li} (Y_\nu^\dagger Y_\nu)_{ij} \log\left(\frac{M_{\text{GUT}}}{M_N}\right)
 \end{aligned}
 \tag{9}$$

Consequently, even if the soft scalar masses were universal at the unification scale, quantum corrections between the GUT scale and the seesaw scale M_N would modify this structure via renormalization-group running, which generates off-diagonal contributions [50–55] at M_N in a basis such that Y_ℓ is diagonal. Below this scale, the off-diagonal contributions remain almost unchanged.

Therefore the seesaw mechanism induces non-trivial values for slepton δ_{ij}^{FAB} resulting in a prediction for LFV decays $l_i \rightarrow l_j \gamma$, ($i > j$) that can be much larger than the non-SUSY case. These rates depend on the structure of Y_ν at a seesaw scale M_N in a basis where Y_l and M_N are diagonal. By using the approach of [55] a general form of Y_ν containing all neutrino experimental information can be written as

$$Y_\nu = \frac{\sqrt{2}}{v_u} \sqrt{M_R^\delta} R \sqrt{m_\nu^\delta} U^\dagger, \tag{10}$$

where R is a general orthogonal matrix and m_ν^δ denotes the diagonalized neutrino mass matrix. In this basis the matrix U can be identified with the U_{PMNS} matrix obtained as

$$m_\nu^\delta = U^T m_{\text{eff}} U. \tag{11}$$

In order to find values for the slepton generation mixing parameters we need a specific form of the product $Y_\nu^\dagger Y_\nu$ as shown in Eq. (9). The simple consideration of direct hierarchical neutrinos with a common scale for right-handed neutrinos provides a representative reference value. In this case using Eq. (10) we find

$$Y_\nu^\dagger Y_\nu = \frac{2}{v_u^2} M_R U m_\nu^\delta U^\dagger. \tag{12}$$

Here M_R is the common mass assigned to the ν_R . In the conditions considered here, LFV effects are independent of the matrix R .

For the numerical analysis the values of the Yukawa couplings etc. have to be set to yield values in agreement with the experimental data for neutrino masses and mixings. In our computation, by considering a normal hierarchy among the neutrino masses, we fix $m_{\nu_3} \sim \sqrt{\Delta m_{\text{atm}}^2} \sim 0.05 \text{ eV}$ and require $m_{\nu_2}/m_{\nu_3} = 0.17$, $m_{\nu_2} \sim 100 \cdot m_{\nu_1}$ consistent with the measured values of Δm_{sol}^2 and Δm_{atm}^2 [56]. The matrix U

is identified with U_{PMNS} with the \mathcal{CP} -phases set to zero and neutrino mixing angles set to the center of their experimental values.

One can observe that m_{eff} remains unchanged by consistent changes on the scales of M_N and Y_ν . This is no longer correct for the off-diagonal entries in the slepton-mass matrices (parameterized by slepton δ_{ij}^{FAB} , see the next subsection). These quantities have a quadratic dependence on Y_ν and a logarithmic dependence on M_N ; see Eq. (9). Therefore larger values of M_N imply larger LFV effects. By setting $M_N = 10^{14}$ GeV, the largest values of Y_ν are of about 0.29, this implies an important restriction on the parameters space arising from the BR($\mu \rightarrow e\gamma$) as will be discussed in Sects. 3 and 4. An example of models with almost degenerate ν_R can be found in [50]. For our numerical analysis we tested several scenarios and we found that the one defined here is the simplest and also the one with larger LFV prediction.

2.3 Scalar fermion sector with flavor mixing

In this section we give a brief description about how we parameterize flavor mixing at the EW scale. We are using the same notation as in [44–46, 57, 58]. However, while in this section we give a general description, in our analysis below, contrary to our previous analyses [57], this time we concentrate on the origin of the flavor mixing as discussed in the previous sections.

The most general hypothesis for flavor mixing assumes a mass matrix that is not diagonal in flavor space, both for squarks and sleptons. In the squarks sector and charged slepton sector we have 6×6 mass matrices, based on the corresponding six electroweak interaction eigenstates, $\tilde{U}_{L,R}$ with $U = u, c, t$ for up-type squarks, $\tilde{D}_{L,R}$ with $D = d, s, b$ for down-type squarks and $\tilde{L}_{L,R}$ with $L = e, \mu, \tau$ for charged sleptons. For the sneutrinos we have a 3×3 mass matrix, since within the MSSM even with type I seesaw (right-handed neutrinos decouple below their respective mass scale) we have only three electroweak interaction eigenstates, $\tilde{\nu}_L$ with $\nu = \nu_e, \nu_\mu, \nu_\tau$.

The non-diagonal entries in this 6×6 general matrix for sfermions can be described in terms of a set of dimensionless parameters δ_{ij}^{FAB} ($F = Q, U, D, L, E; A, B = L, R; i, j = 1, 2, 3, i \neq j$) where F identifies the sfermion type, L, R refer to the “left-” and “right-handed” SUSY partners of the corresponding fermionic degrees of freedom, and i, j indices run over the three generations. (Non-zero values for the δ_{ij}^{FAB} are generated via the processes discussed in the previous subsections.)

One usually writes the 6×6 non-diagonal mass matrices, \mathcal{M}_u^2 and \mathcal{M}_d^2 , referred to the Super-CKM basis, being ordered, respectively, as $(\tilde{u}_L, \tilde{c}_L, \tilde{t}_L, \tilde{u}_R, \tilde{c}_R, \tilde{t}_R)$, $(\tilde{d}_L, \tilde{s}_L, \tilde{b}_L, \tilde{d}_R, \tilde{s}_R, \tilde{b}_R)$ and \mathcal{M}_l^2 referred to the Super-PMNS basis,

being ordered as $(\tilde{e}_L, \tilde{\mu}_L, \tilde{\tau}_L, \tilde{e}_R, \tilde{\mu}_R, \tilde{\tau}_R)$, and write them in terms of left- and right-handed blocks $M_{\tilde{q}AB}^2, M_{\tilde{l}AB}^2$ ($q = u, d, A, B = L, R$), which are non-diagonal 3×3 matrices,

$$\mathcal{M}_{\tilde{q}}^2 = \begin{pmatrix} M_{\tilde{q}LL}^2 & M_{\tilde{q}LR}^2 \\ M_{\tilde{q}LR}^{2\dagger} & M_{\tilde{q}RR}^2 \end{pmatrix}, \quad \tilde{q} = \tilde{u}, \tilde{d}, \tag{13}$$

where

$$\begin{aligned} M_{\tilde{u}LLij}^2 &= m_{\tilde{U}Lij}^2 + (m_{u_i}^2 + (T_3^u - Q_u s_w^2) M_Z^2 \cos 2\beta) \delta_{ij}, \\ M_{\tilde{u}RRij}^2 &= m_{\tilde{U}Rij}^2 + (m_{u_i}^2 + Q_u s_w^2 M_Z^2 \cos 2\beta) \delta_{ij}, \\ M_{\tilde{u}LRij}^2 &= \langle \mathcal{H}_2^0 \rangle \mathcal{A}_{ij}^u - m_{u_i} \mu \cot \beta \delta_{ij}, \\ M_{\tilde{d}LLij}^2 &= m_{\tilde{D}Lij}^2 + (m_{d_i}^2 + (T_3^d - Q_d s_w^2) M_Z^2 \cos 2\beta) \delta_{ij}, \\ M_{\tilde{d}RRij}^2 &= m_{\tilde{D}Rij}^2 + (m_{d_i}^2 + Q_d s_w^2 M_Z^2 \cos 2\beta) \delta_{ij}, \\ M_{\tilde{d}LRij}^2 &= \langle \mathcal{H}_1^0 \rangle \mathcal{A}_{ij}^d - m_{d_i} \mu \tan \beta \delta_{ij}, \end{aligned} \tag{14}$$

and

$$\mathcal{M}_{\tilde{l}}^2 = \begin{pmatrix} M_{\tilde{l}LL}^2 & M_{\tilde{l}LR}^2 \\ M_{\tilde{l}LR}^{2\dagger} & M_{\tilde{l}RR}^2 \end{pmatrix}, \tag{15}$$

where

$$\begin{aligned} M_{\tilde{l}LLij}^2 &= m_{\tilde{L}ij}^2 + \left(m_{l_i}^2 + \left(-\frac{1}{2} + s_w^2 \right) M_Z^2 \cos 2\beta \right) \delta_{ij}, \\ M_{\tilde{l}RRij}^2 &= m_{\tilde{E}ij}^2 + (m_{l_i}^2 - s_w^2 M_Z^2 \cos 2\beta) \delta_{ij}, \\ M_{\tilde{l}LRij}^2 &= \langle \mathcal{H}_1^0 \rangle \mathcal{A}_{ij}^l - m_{l_i} \mu \tan \beta \delta_{ij}, \end{aligned} \tag{16}$$

with, $i, j = 1, 2, 3, Q_u = 2/3, Q_d = -1/3, T_3^u = 1/2$, and $T_3^d = -1/2$. The $M_{Z,W}$ denote the Z and W boson masses, with $s_w^2 = 1 - M_W^2/M_Z^2 = 1 - c_w^2$, and $(m_{u_1}, m_{u_2}, m_{u_3}) = (m_u, m_c, m_t)$, $(m_{d_1}, m_{d_2}, m_{d_3}) = (m_d, m_s, m_b)$ are the quark masses and $(m_{l_1}, m_{l_2}, m_{l_3}) = (m_e, m_\mu, m_\tau)$ are the lepton masses. μ is the Higgsino mass term and $\tan \beta = v_2/v_1$ with $v_1 = \langle \mathcal{H}_1^0 \rangle$ and $v_2 = \langle \mathcal{H}_2^0 \rangle$ being the two vacuum expectation values of the corresponding neutral Higgs boson in the Higgs $SU(2)_L$ doublets, $\mathcal{H}_1 = (\mathcal{H}_1^0, \mathcal{H}_1^-)$ and $\mathcal{H}_2 = (\mathcal{H}_2^+, \mathcal{H}_2^0)$.

It should be noted that the non-diagonality in flavor comes exclusively from the soft SUSY-breaking parameters, that could be non-vanishing for $i \neq j$, namely: the masses $m_{\tilde{Q}ij}$ and $m_{\tilde{L}ij}$ for the sfermion $SU(2)$ doublets, the masses $m_{\tilde{U}Lij}^2, m_{\tilde{U}Rij}^2, m_{\tilde{D}Lij}^2, m_{\tilde{D}Rij}^2, m_{\tilde{E}ij}$ for the sfermion $SU(2)$ singlets and the trilinear couplings, \mathcal{A}_{ij}^f .

In the sneutrino sector there is, correspondingly, a one-block 3×3 mass matrix, that is referred to the $(\tilde{\nu}_{eL}, \tilde{\nu}_{\mu L}, \tilde{\nu}_{\tau L})$ electroweak interaction basis:

$$\mathcal{M}_\nu^2 = (M_{\nu LL}^2), \tag{17}$$

where

$$M_{\nu LL}^2 = m_{\tilde{L}ij}^2 + \left(\frac{1}{2}M_Z^2 \cos 2\beta\right) \delta_{ij}. \tag{18}$$

It is important to note that due to $SU(2)_L$ gauge invariance the same soft masses $m_{\tilde{Q}ij}$ enter in both up-type and down-type squarks mass matrices similarly $m_{\tilde{L}ij}$ enter in both the slepton and the sneutrino LL mass matrices. The soft SUSY-breaking parameters for the up-type squarks differ from corresponding ones for down-type squarks by a rotation with CKM matrix. The same would hold for sleptons i.e. the soft SUSY-breaking parameters of the sneutrinos would differ from the corresponding ones for charged sleptons by a rotation with the PMNS matrix. However, taking the neutrino masses and oscillations into account in the SM leads to LFV effects that are extremely small. For instance, in $\mu \rightarrow e\gamma$ they are of $\mathcal{O}(10^{-47})$ in the case of Dirac neutrinos with mass around 1 eV and maximal mixing [59–62], and of $\mathcal{O}(10^{-40})$ in the case of Majorana neutrinos [59,62]. Consequently we do not expect large effects from the inclusion of neutrino mass effects here and neglect a rotation with the PMNS matrix. The sfermion mass matrices in terms of the δ_{ij}^{FAB} are given as

$$m_{\tilde{U}_L}^2 = \begin{pmatrix} m_{\tilde{Q}_1}^2 & \delta_{12}^{QLL} m_{\tilde{Q}_1} m_{\tilde{Q}_2} & \delta_{13}^{QLL} m_{\tilde{Q}_1} m_{\tilde{Q}_3} \\ \delta_{21}^{QLL} m_{\tilde{Q}_2} m_{\tilde{Q}_1} & m_{\tilde{Q}_2}^2 & \delta_{23}^{QLL} m_{\tilde{Q}_2} m_{\tilde{Q}_3} \\ \delta_{31}^{QLL} m_{\tilde{Q}_3} m_{\tilde{Q}_1} & \delta_{32}^{QLL} m_{\tilde{Q}_3} m_{\tilde{Q}_2} & m_{\tilde{Q}_3}^2 \end{pmatrix}, \tag{19}$$

$$m_{\tilde{D}_L}^2 = V_{\text{CKM}}^\dagger m_{\tilde{U}_L}^2 V_{\text{CKM}}. \tag{20}$$

$$m_{\tilde{U}_R}^2 = \begin{pmatrix} m_{\tilde{U}_1}^2 & \delta_{12}^{URR} m_{\tilde{U}_1} m_{\tilde{U}_2} & \delta_{13}^{URR} m_{\tilde{U}_1} m_{\tilde{U}_3} \\ \delta_{21}^{URR} m_{\tilde{U}_2} m_{\tilde{U}_1} & m_{\tilde{U}_2}^2 & \delta_{23}^{URR} m_{\tilde{U}_2} m_{\tilde{U}_3} \\ \delta_{31}^{URR} m_{\tilde{U}_3} m_{\tilde{U}_1} & \delta_{32}^{URR} m_{\tilde{U}_3} m_{\tilde{U}_2} & m_{\tilde{U}_3}^2 \end{pmatrix}, \tag{21}$$

$$m_{\tilde{D}_R}^2 = \begin{pmatrix} m_{\tilde{D}_1}^2 & \delta_{12}^{DRR} m_{\tilde{D}_1} m_{\tilde{D}_2} & \delta_{13}^{DRR} m_{\tilde{D}_1} m_{\tilde{D}_3} \\ \delta_{21}^{DRR} m_{\tilde{D}_2} m_{\tilde{D}_1} & m_{\tilde{D}_2}^2 & \delta_{23}^{DRR} m_{\tilde{D}_2} m_{\tilde{D}_3} \\ \delta_{31}^{DRR} m_{\tilde{D}_3} m_{\tilde{D}_1} & \delta_{32}^{DRR} m_{\tilde{D}_3} m_{\tilde{D}_2} & m_{\tilde{D}_3}^2 \end{pmatrix}, \tag{22}$$

$$v_2 \mathcal{A}^u = \begin{pmatrix} m_u A_u & \delta_{12}^{ULL} m_{\tilde{Q}_1} m_{\tilde{U}_2} & \delta_{13}^{ULL} m_{\tilde{Q}_1} m_{\tilde{U}_3} \\ \delta_{21}^{ULL} m_{\tilde{Q}_2} m_{\tilde{U}_1} & m_c A_c & \delta_{23}^{ULL} m_{\tilde{Q}_2} m_{\tilde{U}_3} \\ \delta_{31}^{ULL} m_{\tilde{Q}_3} m_{\tilde{U}_1} & \delta_{32}^{ULL} m_{\tilde{Q}_3} m_{\tilde{U}_2} & m_t A_t \end{pmatrix}, \tag{23}$$

$$v_1 \mathcal{A}^d = \begin{pmatrix} m_d A_d & \delta_{12}^{DLR} m_{\tilde{Q}_1} m_{\tilde{D}_2} & \delta_{13}^{DLR} m_{\tilde{Q}_1} m_{\tilde{D}_3} \\ \delta_{21}^{DLR} m_{\tilde{Q}_2} m_{\tilde{D}_1} & m_s A_s & \delta_{23}^{DLR} m_{\tilde{Q}_2} m_{\tilde{D}_3} \\ \delta_{31}^{DLR} m_{\tilde{Q}_3} m_{\tilde{D}_1} & \delta_{32}^{DLR} m_{\tilde{Q}_3} m_{\tilde{D}_2} & m_b A_b \end{pmatrix}, \tag{24}$$

$$m_{\tilde{L}}^2 = \begin{pmatrix} m_{\tilde{L}_1}^2 & \delta_{12}^{LLL} m_{\tilde{L}_1} m_{\tilde{L}_2} & \delta_{13}^{LLL} m_{\tilde{L}_1} m_{\tilde{L}_3} \\ \delta_{21}^{LLL} m_{\tilde{L}_2} m_{\tilde{L}_1} & m_{\tilde{L}_2}^2 & \delta_{23}^{LLL} m_{\tilde{L}_2} m_{\tilde{L}_3} \\ \delta_{31}^{LLL} m_{\tilde{L}_3} m_{\tilde{L}_1} & \delta_{32}^{LLL} m_{\tilde{L}_3} m_{\tilde{L}_2} & m_{\tilde{L}_3}^2 \end{pmatrix}, \tag{25}$$

$$v_1 \mathcal{A}^l = \begin{pmatrix} m_e A_e & \delta_{12}^{ELR} m_{\tilde{L}_1} m_{\tilde{E}_2} & \delta_{13}^{ELR} m_{\tilde{L}_1} m_{\tilde{E}_3} \\ \delta_{21}^{ELR} m_{\tilde{L}_2} m_{\tilde{E}_1} & m_\mu A_\mu & \delta_{23}^{ELR} m_{\tilde{L}_2} m_{\tilde{E}_3} \\ \delta_{31}^{ELR} m_{\tilde{L}_3} m_{\tilde{E}_1} & \delta_{32}^{ELR} m_{\tilde{L}_3} m_{\tilde{E}_2} & m_\tau A_\tau \end{pmatrix}, \tag{26}$$

$$m_{\tilde{E}}^2 = \begin{pmatrix} m_{\tilde{E}_1}^2 & \delta_{12}^{ERR} m_{\tilde{E}_1} m_{\tilde{E}_2} & \delta_{13}^{ERR} m_{\tilde{E}_1} m_{\tilde{E}_3} \\ \delta_{21}^{ERR} m_{\tilde{E}_2} m_{\tilde{E}_1} & m_{\tilde{E}_2}^2 & \delta_{23}^{ERR} m_{\tilde{E}_2} m_{\tilde{E}_3} \\ \delta_{31}^{ERR} m_{\tilde{E}_3} m_{\tilde{E}_1} & \delta_{32}^{ERR} m_{\tilde{E}_3} m_{\tilde{E}_2} & m_{\tilde{E}_3}^2 \end{pmatrix}. \tag{27}$$

In all this work, for simplicity, we are assuming that all δ_{ij}^{FAB} parameters are real and, therefore, hermiticity of $\mathcal{M}_{\tilde{Q}}^2$, $\mathcal{M}_{\tilde{L}}^2$, and \mathcal{M}_ν^2 implies $\delta_{ij}^{FAB} = \delta_{ji}^{FBA}$.

The next step is to rotate the squark states from the Super-CKM basis, $\tilde{q}_{L,R}$, to the physical basis. If we set the order in the Super-CKM basis as above, $(\tilde{u}_L, \tilde{c}_L, \tilde{t}_L, \tilde{u}_R, \tilde{c}_R, \tilde{t}_R)$ and $(\tilde{d}_L, \tilde{s}_L, \tilde{b}_L, \tilde{d}_R, \tilde{s}_R, \tilde{b}_R)$, and in the physical basis as $\tilde{u}_{1,\dots,6}$ and $\tilde{d}_{1,\dots,6}$, respectively, these last rotations are given by two 6×6 matrices, $R^{\tilde{u}}$ and $R^{\tilde{d}}$,

$$\begin{pmatrix} \tilde{u}_1 \\ \tilde{u}_2 \\ \tilde{u}_3 \\ \tilde{u}_4 \\ \tilde{u}_5 \\ \tilde{u}_6 \end{pmatrix} = R^{\tilde{u}} \begin{pmatrix} \tilde{u}_L \\ \tilde{c}_L \\ \tilde{t}_L \\ \tilde{u}_R \\ \tilde{c}_R \\ \tilde{t}_R \end{pmatrix}, \quad \begin{pmatrix} \tilde{d}_1 \\ \tilde{d}_2 \\ \tilde{d}_3 \\ \tilde{d}_4 \\ \tilde{d}_5 \\ \tilde{d}_6 \end{pmatrix} = R^{\tilde{d}} \begin{pmatrix} \tilde{d}_L \\ \tilde{s}_L \\ \tilde{b}_L \\ \tilde{d}_R \\ \tilde{s}_R \\ \tilde{b}_R \end{pmatrix}, \tag{28}$$

yielding the diagonal mass-squared matrices for squarks as follows:

$$\text{diag}\{m_{\tilde{u}_1}^2, m_{\tilde{u}_2}^2, m_{\tilde{u}_3}^2, m_{\tilde{u}_4}^2, m_{\tilde{u}_5}^2, m_{\tilde{u}_6}^2\} = R^{\tilde{u}} \mathcal{M}_u^2 R^{\tilde{u}\dagger}, \tag{29}$$

$$\text{diag}\{m_{\tilde{d}_1}^2, m_{\tilde{d}_2}^2, m_{\tilde{d}_3}^2, m_{\tilde{d}_4}^2, m_{\tilde{d}_5}^2, m_{\tilde{d}_6}^2\} = R^{\tilde{d}} \mathcal{M}_d^2 R^{\tilde{d}\dagger}. \tag{30}$$

Similarly we need to rotate the sleptons and sneutrinos from the electroweak interaction basis to the physical mass eigenstate basis,

$$\begin{pmatrix} \tilde{l}_1 \\ \tilde{l}_2 \\ \tilde{l}_3 \\ \tilde{l}_4 \\ \tilde{l}_5 \\ \tilde{l}_6 \end{pmatrix} = R^{\tilde{l}} \begin{pmatrix} \tilde{e}_L \\ \tilde{\mu}_L \\ \tilde{\tau}_L \\ \tilde{e}_R \\ \tilde{\mu}_R \\ \tilde{\tau}_R \end{pmatrix}, \quad \begin{pmatrix} \tilde{\nu}_1 \\ \tilde{\nu}_2 \\ \tilde{\nu}_3 \end{pmatrix} = R^{\tilde{\nu}} \begin{pmatrix} \tilde{\nu}_{eL} \\ \tilde{\nu}_{\mu L} \\ \tilde{\nu}_{\tau L} \end{pmatrix}, \quad (31)$$

with $R^{\tilde{l}}$ and $R^{\tilde{\nu}}$ being the respective 6×6 and 3×3 unitary rotating matrices that yield the diagonal mass-squared matrices as follows:

$$\text{diag}\{m_{\tilde{l}_1}^2, m_{\tilde{l}_2}^2, m_{\tilde{l}_3}^2, m_{\tilde{l}_4}^2, m_{\tilde{l}_5}^2, m_{\tilde{l}_6}^2\} = R^{\tilde{l}} \mathcal{M}_{\tilde{l}}^2 R^{\tilde{l}\dagger}, \quad (32)$$

$$\text{diag}\{m_{\tilde{\nu}_1}^2, m_{\tilde{\nu}_2}^2, m_{\tilde{\nu}_3}^2\} = R^{\tilde{\nu}} \mathcal{M}_{\tilde{\nu}}^2 R^{\tilde{\nu}\dagger}. \quad (33)$$

3 Computational setup

Here we briefly describe our numerical setup. We first give some details on the running from the GUT to the EW scale, and subsequently describe the calculations of the observables evaluated at the EW scale.

3.1 From the GUT scale to the EW scale

The SUSY spectra have been generated with the code `SPheno 3.2.4` [33,34] (for the CMSSM and the CMSSM-seesaw I). We defined the SLHA [10,35] file at the GUT scale. In a first step within `SPheno`, gauge and Yukawa couplings at M_Z scale are calculated using tree-level formulas. Fermion masses, the Z boson pole mass, the fine-structure constant α , the Fermi constant G_F , and the strong coupling constant $\alpha_s(M_Z)$ are used as input parameters. The gauge and Yukawa couplings, calculated at M_Z , are then used as input for the one-loop RGEs to obtain the corresponding values at the GUT scale which is calculated from the requirement that $g_1 = g_2$ (where $g_{1,2}$ denote the gauge couplings of the $U(1)$ and $SU(2)$, respectively). The CMSSM boundary conditions are then applied to the complete set of two-loop RGEs and are evolved to the EW scale. At this point the SM and SUSY radiative corrections are applied to the gauge and Yukawa couplings, and the two-loop RGEs are again evolved to GUT scale. After applying the CMSSM boundary conditions again the two-loop RGEs are run down to EW scale to get SUSY spectrum. This procedure is iterated until the required precision is achieved. As stressed above, for the effects of the CKM matrix on the sfermion mixing we fully rely on `SPheno`. The output is then written in the form of an SLHA file, which is used as input to calculate low-energy observables discussed below.

For the CMSSM-seesaw I a similar procedure is applied, where the neutrino related input parameters are included in the respective SLHA input blocks (see [10,35] for details),

the relevant numerical values are given in Sect. 2.2. For our scans of the CMSSM-seesaw I parameter space we use `SPheno 3.2.4` [33,34] with the model “seesaw type-I”. The value for Y_ν is implemented as explained in Sect. 2.2, adjusting the matrix elements such that neutrino experimental parameters achieve the desired results after RGEs. The predictions for $\text{BR}(l_i \rightarrow l_j \gamma)$ are also obtained with `SPheno 3.2.4`, see the discussion in Sect. 4.2. We checked that the use of this code produces results similar to the ones obtained by our private codes used in [50].

3.2 Calculations at the EW scale

Here we briefly review the various observables that we compute at the EW scale, either taking the non-zero δ_{ij}^{FAB} into account, or setting them to zero.

3.2.1 The MSSM Higgs sector

The MSSM Higgs sector consist of two Higgs doublets and predicts five physical Higgs bosons, the light and heavy \mathcal{CP} -even h and H , the \mathcal{CP} -odd A , and the charged Higgs boson, H^\pm . At tree level the Higgs sector is described with the help of two parameters: the mass of the A boson, M_A , and $\tan \beta = v_2/v_1$, the ratio of the two vacuum expectation values. The tree-level relations receive large higher-order corrections; see, e.g., [63,64] and references therein.

The lightest MSSM Higgs boson, with mass M_h , can be interpreted as the new state discovered at the LHC around ~ 125 GeV. The present experimental uncertainty at the LHC for M_h , is about [65,66],

$$\delta M_h^{\text{exp, today}} \sim 200 \text{ MeV}. \quad (34)$$

This can possibly be reduced below the level of

$$\delta M_h^{\text{exp, future}} \lesssim 50 \text{ MeV} \quad (35)$$

at the ILC [67]. Similarly, for the masses of the heavy neutral Higgs M_H and charged Higgs boson M_{H^\pm} , an uncertainty at the 1 % level could be expected at the LHC [68].

Effects of sfermion mixing in the MSSM Higgs sector has already been calculated in a model independent way in the scalar quark sector [44–46,69], as well as independently in [70]. They have also been calculated in the scalar lepton sector in [57]. In both cases there are sizable corrections to the Higgs-boson masses, specially to the charged Higgs-boson mass M_{H^\pm} , assuming general NMFV in the squark and slepton sector.

In the Feynman diagrammatic approach that we are following here, the higher-order corrected \mathcal{CP} -even Higgs-

boson masses are derived by finding the poles of the (h, H) -propagator matrix. The inverse of this matrix is given by

$$\begin{aligned}
 & (\Delta_{\text{Higgs}})^{-1} \\
 &= -i \begin{pmatrix} p^2 - m_{H,\text{tree}}^2 + \hat{\Sigma}_{HH}(p^2) & \hat{\Sigma}_{hH}(p^2) \\ \hat{\Sigma}_{hH}(p^2) & p^2 - m_{h,\text{tree}}^2 + \hat{\Sigma}_{hh}(p^2) \end{pmatrix}. \tag{36}
 \end{aligned}$$

Determining the poles of the matrix Δ_{Higgs} in Eq. (36) is equivalent to solving the equation

$$\begin{aligned}
 & [p^2 - m_{h,\text{tree}}^2 + \hat{\Sigma}_{hh}(p^2)][p^2 - m_{H,\text{tree}}^2 + \hat{\Sigma}_{HH}(p^2)] \\
 & - [\hat{\Sigma}_{hH}(p^2)]^2 = 0. \tag{37}
 \end{aligned}$$

Similarly, in the case of the charged Higgs sector, the corrected Higgs mass is derived by the position of the pole in the charged Higgs propagator, which is defined by

$$p^2 - m_{H^\pm,\text{tree}}^2 + \hat{\Sigma}_{H^-H^+}(p^2) = 0. \tag{38}$$

The flavor-violating parameters enter into the one-loop prediction of the various (renormalized) Higgs-boson self-energies, where details can be found in [44–46,57]. Numerically the results have been obtained using the code `FeynHiggs` [36–41], which contains the complete set of one-loop corrections from (flavor-violating) squark and slepton contributions (based on [44,45,57,69]). Those are supplemented with leading and sub-leading two-loop corrections as well as a resummation of leading and sub-leading logarithmic contributions from the t/\tilde{t} sector, all evaluated in the flavor conserving MSSM.

3.2.2 Electroweak precision observables

EWPO that are known with an accuracy at the per-mille level or better have the potential to allow for a discrimination between quantum effects of the SM and SUSY models; see [71] for a review. Examples are the W -boson mass M_W and the Z -boson observables, such as the effective leptonic weak mixing angle $\sin^2 \theta_{\text{eff}}$, whose present experimental uncertainties are [72]

$$\delta M_W^{\text{exp, today}} \sim 15 \text{ MeV}, \quad \delta \sin^2 \theta_{\text{eff}}^{\text{exp, today}} \sim 15 \times 10^{-5}. \tag{39}$$

The experimental uncertainty will further be reduced [73,74] to

$$\delta M_W^{\text{exp, future}} \sim 4 \text{ MeV}, \quad \delta \sin^2 \theta_{\text{eff}}^{\text{exp, future}} \sim 1.3 \times 10^{-5} \tag{40}$$

at the ILC and at the GigaZ option of the ILC, respectively. An even higher precision could be expected from the FCC-ee; see, e.g., [75].

The W -boson mass can be evaluated from

$$M_W^2 \left(1 - \frac{M_W^2}{M_Z^2} \right) = \frac{\pi \alpha}{\sqrt{2} G_\mu} (1 + \Delta r) \tag{41}$$

where α is the fine-structure constant and G_μ the Fermi constant. This relation arises from comparing the prediction for muon decay with the experimentally precisely known Fermi constant. The one-loop contributions to Δr can be written as

$$\Delta r = \Delta \alpha - \frac{c_w^2}{s_w^2} \Delta \rho + (\Delta r)_{\text{rem}}, \tag{42}$$

where $\Delta \alpha$ is the shift in the fine-structure constant due to the light fermions of the SM, $\Delta \alpha \propto \log(M_Z/m_f)$, and $\Delta \rho$ is the leading contribution to the ρ parameter [76] from (certain) fermion and sfermion loops (see below). The remainder part $(\Delta r)_{\text{rem}}$ contains in particular the contributions from the Higgs sector.

The effective leptonic weak mixing angle at the Z -boson resonance, $\sin^2 \theta_{\text{eff}}$, is defined through the vector and axial-vector couplings (g_V^ℓ and g_A^ℓ) of leptons (ℓ) to the Z boson, measured at the Z -boson pole. If this vertex is written as $i \bar{\ell} \gamma^\mu (g_V^\ell - g_A^\ell \gamma_5) \ell Z_\mu$ then

$$\sin^2 \theta_{\text{eff}} = \frac{1}{4} \left(1 - \text{Re} \frac{g_V^\ell}{g_A^\ell} \right). \tag{43}$$

Loop corrections enter through higher-order contributions to g_V^ℓ and g_A^ℓ .

Both of these (pseudo-)observables are affected by shifts in the quantity $\Delta \rho$ according to

$$\Delta M_W \approx \frac{M_W}{2} \frac{c_w^2}{c_w^2 - s_w^2} \Delta \rho, \quad \Delta \sin^2 \theta_{\text{eff}} \approx - \frac{c_w^2 s_w^2}{c_w^2 - s_w^2} \Delta \rho. \tag{44}$$

The quantity $\Delta \rho$ is defined by the relation

$$\Delta \rho = \frac{\Sigma_Z^T(0)}{M_Z^2} - \frac{\Sigma_W^T(0)}{M_W^2} \tag{45}$$

with the unrenormalized transverse parts of the Z - and W -boson self-energies at zero momentum, $\Sigma_{Z,W}^T(0)$. It represents the leading universal corrections to the electroweak precision observables induced by mass splitting between partners in isospin doublets [76]. Consequently, it is sensitive to the mass-splitting effects induced by flavor mixing. The effects from flavor violation in the squark and slepton sector, entering via $\Delta \rho$ have been evaluated in [57,69] and included in `FeynHiggs`. In particular, in [69] it has been shown that for the squark contributions $\Delta \rho$ constitutes an excellent

approximation to $\Delta\rho$. We use FeynHiggs for our numerical evaluation.

Concerning the expected effects in $\Delta\rho$ some more detailed comments are in order. Within the SM the corrections to $\Delta\rho$ stem from the splitting in one $SU(2)$ doublet. Due to the mixing of various scalar fermion states the picture is slightly more involved in the MSSM. In MSSM without flavor violation the well-known results for the third generation squark contribution to $\Delta\rho$ (without flavor mixing) can be written as

$$\Delta\rho = \frac{3G\mu}{8\sqrt{2}\pi^2} [-\sin^2\theta_{\tilde{t}}\cos^2\theta_{\tilde{t}}F_0(m_{\tilde{t}_1}^2, m_{\tilde{t}_2}^2) - \sin^2\theta_{\tilde{b}}\cos^2\theta_{\tilde{b}} \times F_0(m_{\tilde{b}_1}^2, m_{\tilde{b}_2}^2) + \cos^2\theta_{\tilde{t}}\cos^2\theta_{\tilde{b}}F_0(m_{\tilde{t}_1}^2, m_{\tilde{b}_1}^2) + \sin^2\theta_{\tilde{b}}\cos^2\theta_{\tilde{t}}F_0(m_{\tilde{t}_1}^2, m_{\tilde{b}_2}^2) + \sin^2\theta_{\tilde{t}}\cos^2\theta_{\tilde{b}} \times F_0(m_{\tilde{t}_2}^2, m_{\tilde{b}_1}^2) + \sin^2\theta_{\tilde{t}}\sin^2\theta_{\tilde{b}}F_0(m_{\tilde{t}_2}^2, m_{\tilde{b}_2}^2)] \quad (46)$$

with

$$F_0(m_1^2, m_2^2) = m_1^2 + m_2^2 - \frac{2m_1^2m_2^2}{m_1^2 - m_2^2} \ln\left(\frac{m_1^2}{m_2^2}\right). \quad (47)$$

In the absence of intergenerational mixing there are only 2×2 mixing matrices to be taken into account, here parametrized by $\theta_{\tilde{t}}$ ($\theta_{\tilde{b}}$) in the scalar top (bottom) case. Here one can see that squarks do not need to be the $SU(2)$ partners to give a contribution to $\Delta\rho$. In particular the first two terms of Eq. (46) describe contributions from the same type (up type or down type) of scalar quarks. Going from this simple case to the one with generation mixing, one finds a contribution from all three generations, including two 6×6 mixing matrices (which are difficult to analyze analytically). For the sake of completeness, the two gauge boson self-energies are then given by (see also [69])

$$\begin{aligned} \Sigma_{ZZ}(0) = & \frac{e^2}{288\pi^2s_w^2c_w^2} \left(- \sum_{s,t=1}^6 \sum_{j=1}^3 2 \left[\frac{1}{8} F_0(m_{\tilde{u}_s}^2, m_{\tilde{u}_t}^2) \right. \right. \\ & \left. \left. + \frac{1}{4} (A_0^{\text{fin}}(m_{\tilde{u}_s}^2) + A_0^{\text{fin}}(m_{\tilde{u}_t}^2)) \right] \right) \\ & \{3R_{t,j}^{\tilde{u}}R_{t,j}^{\tilde{u}*} - 4s_w^2(R_{t,j}^{\tilde{u}}R_{t,j}^{\tilde{u}*} + R_{t,3+j}^{\tilde{u}}R_{t,3+j}^{\tilde{u}*})\} \\ & \{3R_{s,i}^{\tilde{u}}R_{s,i}^{\tilde{u}*} - 4s_w^2(R_{s,i}^{\tilde{u}}R_{s,i}^{\tilde{u}*} + R_{s,3+i}^{\tilde{u}}R_{s,3+i}^{\tilde{u}*})\} \\ & - \sum_{s,t=1}^6 \sum_{j=1}^3 2 \left[\frac{1}{8} F_0(m_{\tilde{d}_s}^2, m_{\tilde{d}_t}^2) + \frac{1}{4} (A_0^{\text{fin}}(m_{\tilde{d}_s}^2) \right. \\ & \left. + A_0^{\text{fin}}(m_{\tilde{d}_t}^2)) \right] \\ & \{3R_{t,j}^{\tilde{d}}R_{t,j}^{\tilde{d}*} - 2s_w^2(R_{t,j}^{\tilde{d}}R_{t,j}^{\tilde{d}*} + R_{t,3+j}^{\tilde{d}}R_{t,3+j}^{\tilde{d}*})\} \end{aligned}$$

$$\begin{aligned} & \{3R_{s,i}^{\tilde{d}}R_{s,i}^{\tilde{d}*} - 2s_w^2(R_{s,i}^{\tilde{d}}R_{s,i}^{\tilde{d}*} + R_{s,3+i}^{\tilde{d}}R_{s,3+i}^{\tilde{d}*})\} \\ & + \sum_{s=1}^6 \sum_{i=1}^3 A_0^{\text{fin}}(m_{\tilde{u}_s}^2) [(3 - 4s_w^2)^2 R_{s,i}^{\tilde{u}}R_{s,i}^{\tilde{u}*} \\ & + 16s_w^4 R_{s,3+i}^{\tilde{u}}R_{s,3+i}^{\tilde{u}*}] \\ & + \sum_{s=1}^6 \sum_{i=1}^3 A_0^{\text{fin}}(m_{\tilde{d}_s}^2) [(3 - 2s_w^2)^2 R_{s,i}^{\tilde{d}}R_{s,i}^{\tilde{d}*} \\ & + 4s_w^4 R_{s,3+i}^{\tilde{d}}R_{s,3+i}^{\tilde{d}*}], \\ \Sigma_{WW}(0) = & \frac{e^2}{32\pi^2s_w^2} \left(- \sum_{s,t=1}^6 \sum_{j=1}^3 4 \left[\frac{1}{8} F_0(m_{\tilde{u}_s}^2, m_{\tilde{d}_t}^2) \right. \right. \\ & \left. \left. + \frac{1}{4} (A_0^{\text{fin}}(m_{\tilde{u}_s}^2) + A_0^{\text{fin}}(m_{\tilde{d}_t}^2)) \right] \right) R_{s,i}^{\tilde{u}}R_{t,j}^{\tilde{d}}R_{s,j}^{\tilde{u}*}R_{t,i}^{\tilde{d}*} \\ & + \sum_{s=1}^6 \sum_{i=1}^3 A_0^{\text{fin}}(m_{\tilde{u}_s}^2) R_{s,i}^{\tilde{u}}R_{s,i}^{\tilde{u}*} \\ & + \sum_{s=1}^6 \sum_{i=1}^3 A_0^{\text{fin}}(m_{\tilde{d}_s}^2) R_{s,i}^{\tilde{d}}R_{s,i}^{\tilde{d}*}. \end{aligned}$$

Here $R^{\tilde{u}}$ and $R^{\tilde{d}}$ are the 6×6 rotation matrices for the up- and down-type squarks, respectively; see Eq. (28). The finite part of the one point integral function is given by

$$A_0^{\text{fin}}(m^2) = m^2 \left(1 - \log \frac{m^2}{\mu^2} \right). \quad (48)$$

Here it is important to note that the corrections will come, as in Eq. (46), from states connected via $SU(2)$ as well as from “same flavor” contributions stemming from the Z boson self-energy; see Eq. (45). Larger splitting between “same flavor” states due to the intergenerational mixing thus leads to the expectation of increasing contributions to $\Delta\rho$ from flavor-violation effects.

3.2.3 B-physics observables

We also calculate several B -physics observables (BPO): $\text{BR}(B \rightarrow X_s\gamma)$, $\text{BR}(B_s \rightarrow \mu^+\mu^-)$ and ΔM_{B_s} . Concerning $\text{BR}(B \rightarrow X_s\gamma)$: included in the calculation are the most relevant loop contributions to the Wilson coefficients: (i) loops with Higgs bosons (including the resummation of large $\tan\beta$ effects [77]), (ii) loops with charginos, and (iii) loops with gluinos. For $\text{BR}(B_s \rightarrow \mu^+\mu^-)$ there are three types of relevant one-loop corrections contributing to the relevant Wilson coefficients: (i) box diagrams, (ii) Z -penguin diagrams, and (iii) neutral Higgs-boson ϕ -penguin diagrams, where ϕ denotes the three neutral MSSM Higgs bosons, $\phi = h, H, A$ (again large resummed $\tan\beta$ effects have been taken into account). In our numerical eval-

Table 1 Present experimental status of B -physics observables with their SM prediction

Observable	Experimental value	SM prediction
$BR(B \rightarrow X_s \gamma)$	$3.43 \pm 0.22 \times 10^{-4}$	$3.15 \pm 0.23 \times 10^{-4}$
$BR(B_s \rightarrow \mu^+ \mu^-)$	$(3.0)_{-0.9}^{+1.0} \times 10^{-9}$	$3.23 \pm 0.27 \times 10^{-9}$
ΔM_{B_s}	$116.4 \pm 0.5 \times 10^{-10} \text{ MeV}$	$(117.1)_{-16.4}^{+17.2} \times 10^{-10} \text{ MeV}$

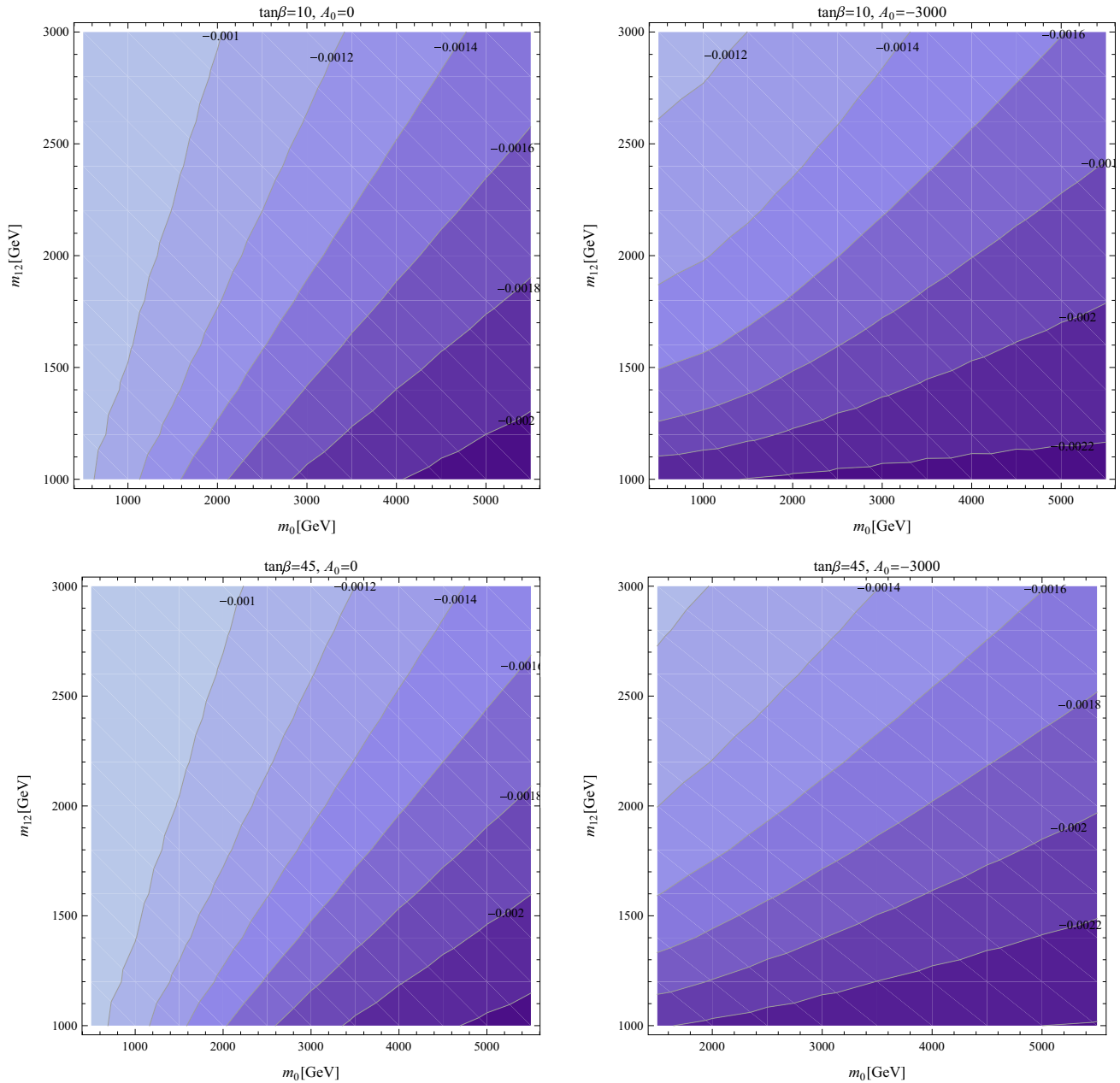


Fig. 1 Contours of δ_{13}^{QLL} in the m_0 - $m_{1/2}$ plane for different values of $\tan \beta$ and A_0 in the CMSSM

uation there are included what are known to be the dominant contributions to these three types of diagrams [78]: chargino contributions to box and Z -penguin diagrams, and

chargino and gluino contributions to ϕ -penguin diagrams. Concerning ΔM_{B_s} , in the MSSM there are in general three types of one-loop diagrams that contribute: (i) box diagrams,

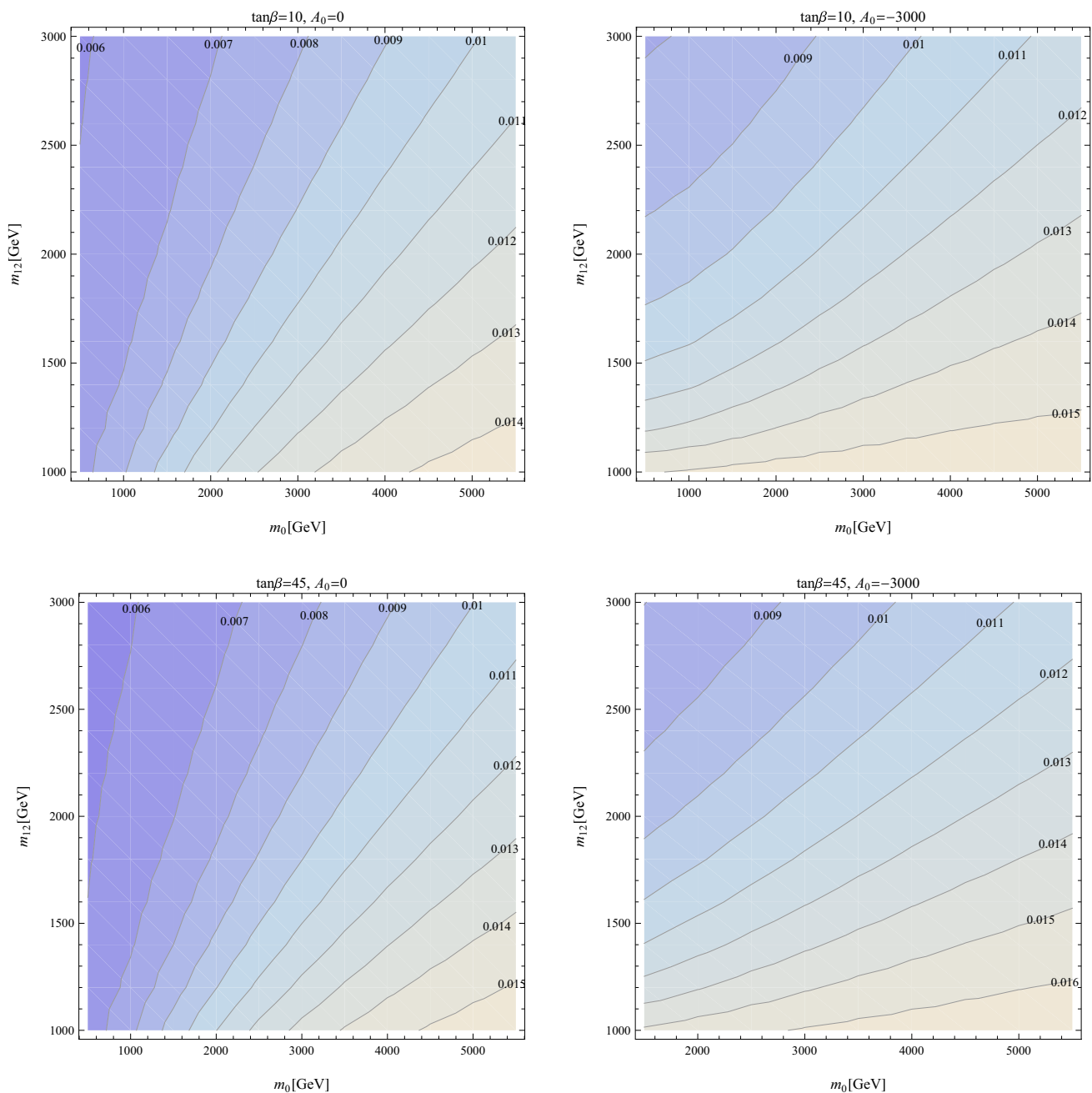


Fig. 2 Contours of δ_{23}^{QLL} in the m_0 – $m_{1/2}$ plane for different values of $\tan\beta$ and A_0 in the CMSSM

(ii) Z -penguin diagrams, and (iii) double Higgs-penguin diagrams (again including the resummation of large $\tan\beta$ enhanced effects). In our numerical evaluation there are included again what are known to be the dominant contributions to these three types of diagrams in scenarios with non-minimal flavor violation (for a review see, for instance, [79]): gluino contributions to box diagrams, chargino contributions to box and Z -penguin diagrams, and chargino and

gluino contributions to double ϕ -penguin diagrams. More details about the calculations employed can be found in [44–46]. We perform our numerical calculation with the BPHYSICS subroutine taken from the SuFla code [42, 43] (with some additions and improvements as detailed in [44–46]), which has been implemented as a subroutine into (a private version of) FeynHiggs. The present experimental status and SM prediction of these observables is given in Table 1 [80–87].

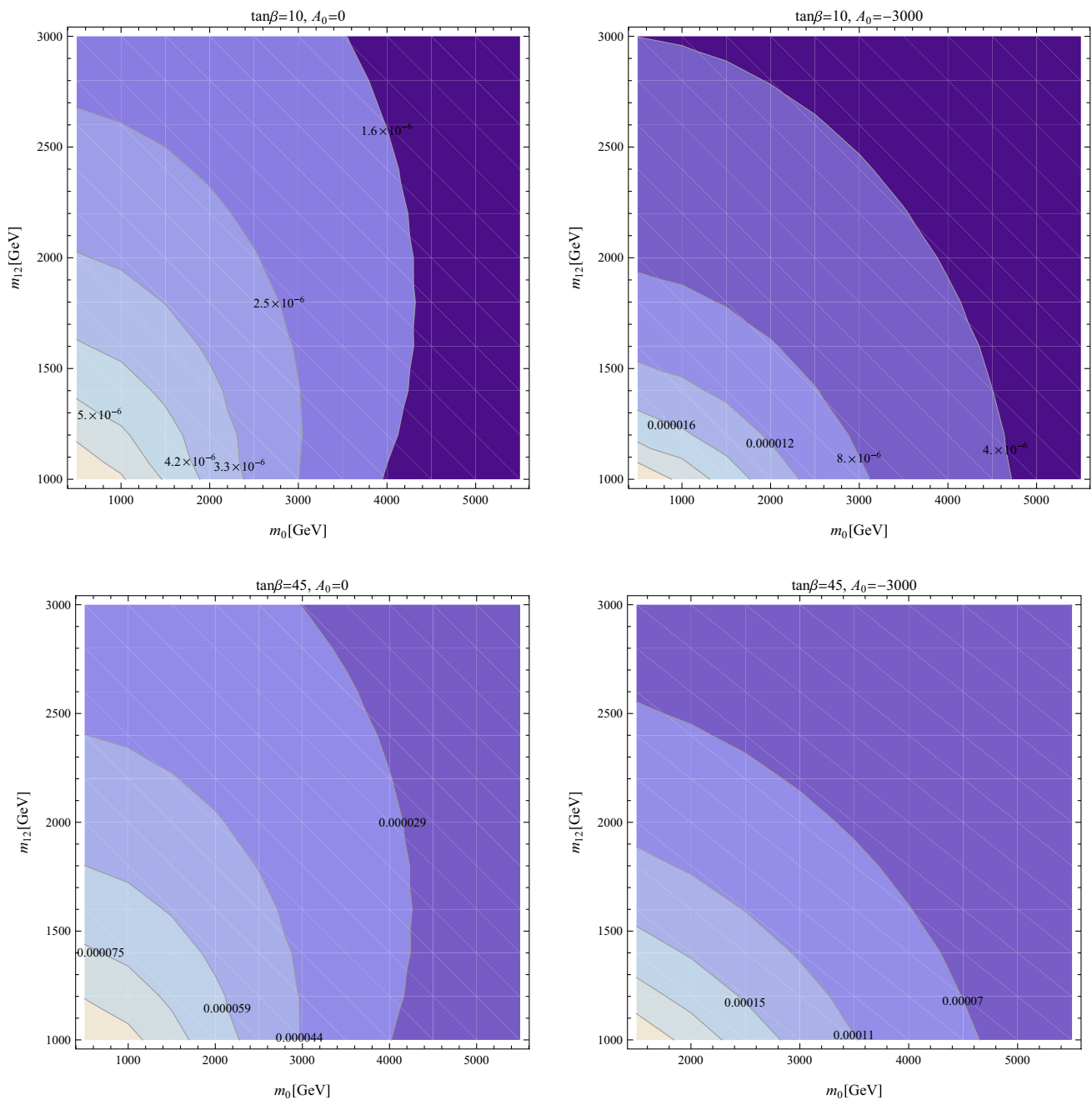


Fig. 3 Contours of δ_{23}^{ULR} in the m_0 - $m_{1/2}$ plane for different values of $\tan \beta$ and A_0 in the CMSSM

4 Numerical results

4.1 Effects of squark mixing in the CMSSM

In this section we analyze the effects from RGE induced flavor-violating mixing in the scalar quark sector in the CMSSM (i.e. with no mixing in the slepton sector). The RGE running from the GUT scale to the EW has been performed as described in Sect. 3.1, with the subsequent evaluation of

the low-energy observables as discussed in Sect. 3.2. In order to get an overview of the size of the effects in the CMSSM parameter space, the relevant parameters $m_0, m_{1/2}$ have been scanned as (or in the case of A_0 and $\tan \beta$ have been set to) all combinations of

$$m_0 = 500 \text{ GeV} \dots 5000 \text{ GeV}, \tag{49}$$

$$m_{1/2} = 1000 \text{ GeV} \dots 3000 \text{ GeV}, \tag{50}$$

$$A_0 = -3000, -2000, -1000, 0 \text{ GeV}, \tag{51}$$

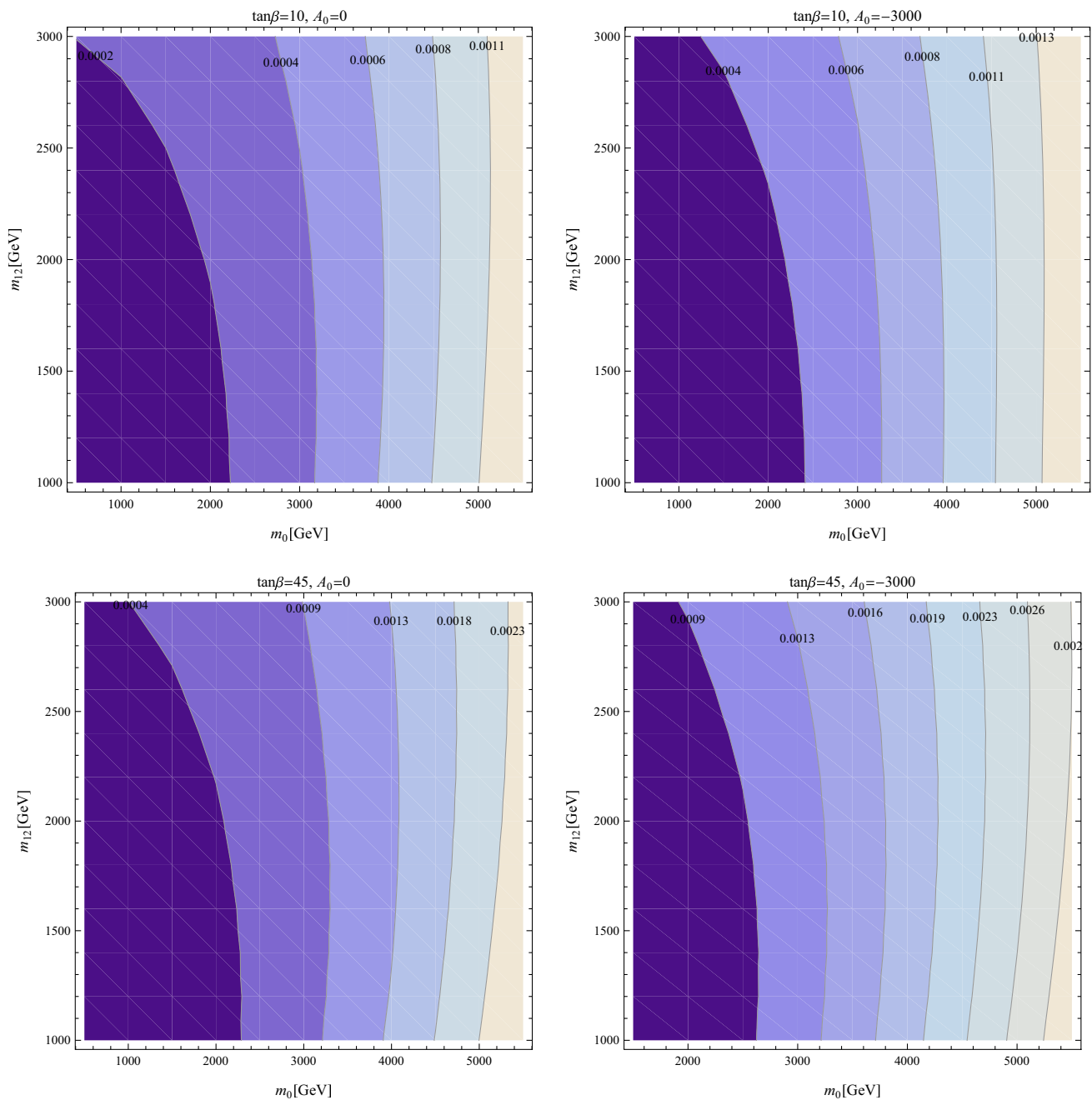


Fig. 4 Contours of $\Delta\rho^{\text{MFV}}$ in the m_0 - $m_{1/2}$ plane for different values of $\tan\beta$ and A_0 in the CMSSM

$$\tan\beta = 10, 20, 35, 45, \tag{52}$$

with $\mu > 0$. Primarily we are not interested in the absolute values for all these observables but the effects that come from flavor violation within the MFV framework, i.e. the effect from the off-diagonal entries in the sfermion mass matrices. We first calculate the low-energy observables by setting all $\delta_{ij}^{FAB} = 0$ by hand. In a second step we evaluate the observables with the values of δ_{ij}^{FAB} obtained through RGE running.

We then evaluate the “pure MFV effects”,

$$\begin{aligned} \Delta\text{BR}^{\text{MFV}}(B \rightarrow X_s\gamma) &= \text{BR}(B \rightarrow X_s\gamma) - \text{BR}^{\text{MSSM}}(B \rightarrow X_s\gamma), \end{aligned} \tag{53}$$

$$\begin{aligned} \Delta\text{BR}^{\text{MFV}}(B_s \rightarrow \mu^+\mu^-) &= \text{BR}(B_s \rightarrow \mu^+\mu^-) - \text{BR}^{\text{MSSM}}(B_s \rightarrow \mu^+\mu^-), \end{aligned} \tag{54}$$

$$\Delta M_{B_s}^{\text{MFV}} = \Delta M_{B_s} - \Delta M_{B_s}^{\text{MSSM}}, \tag{55}$$

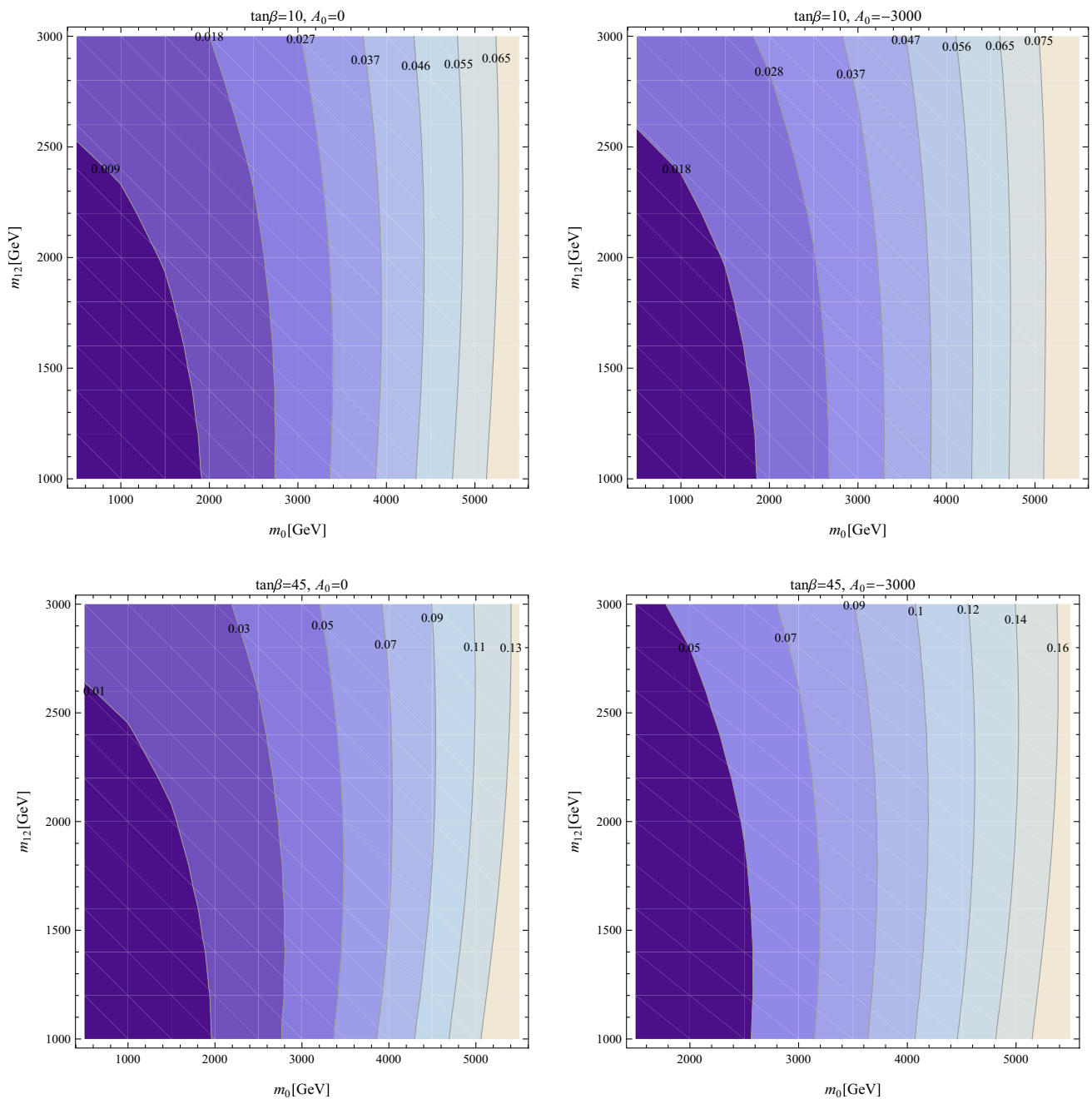


Fig. 5 Contours of ΔM_W^{MFV} in GeV in the m_0 - $m_{1/2}$ plane for different values of $\tan \beta$ and A_0 in the CMSSM

where $BR^{MSSM}(B \rightarrow X_s \gamma)$, $BR^{MSSM}(B_s \rightarrow \mu^+ \mu^-)$, and $\Delta M_{B_s}^{MSSM}$ corresponds to the values of relevant observables with all $\delta_{ij}^{FAB} = 0$. Furthermore we use

$$\Delta M_h^{MFV} = M_h - M_h^{MSSM}, \tag{56}$$

$$\Delta M_H^{MFV} = M_H - M_H^{MSSM}, \tag{57}$$

$$\Delta M_{H^\pm}^{MFV} = M_{H^\pm} - M_{H^\pm}^{MSSM}, \tag{58}$$

where M_h^{MSSM} , M_H^{MSSM} , and $M_{H^\pm}^{MSSM}$ corresponds to the Higgs masses with all $\delta_{ij}^{FAB} = 0$. Similarly we use for the EWPO

$$\Delta \rho^{MFV} = \Delta \rho - \Delta \rho^{MSSM}, \tag{59}$$

$$\Delta M_W^{MFV} = M_W - M_W^{MSSM}, \tag{60}$$

$$\Delta \sin^2 \theta_{eff}^{MFV} = \sin^2 \theta_{eff} - \sin^2 \theta_{eff}^{MSSM}, \tag{61}$$

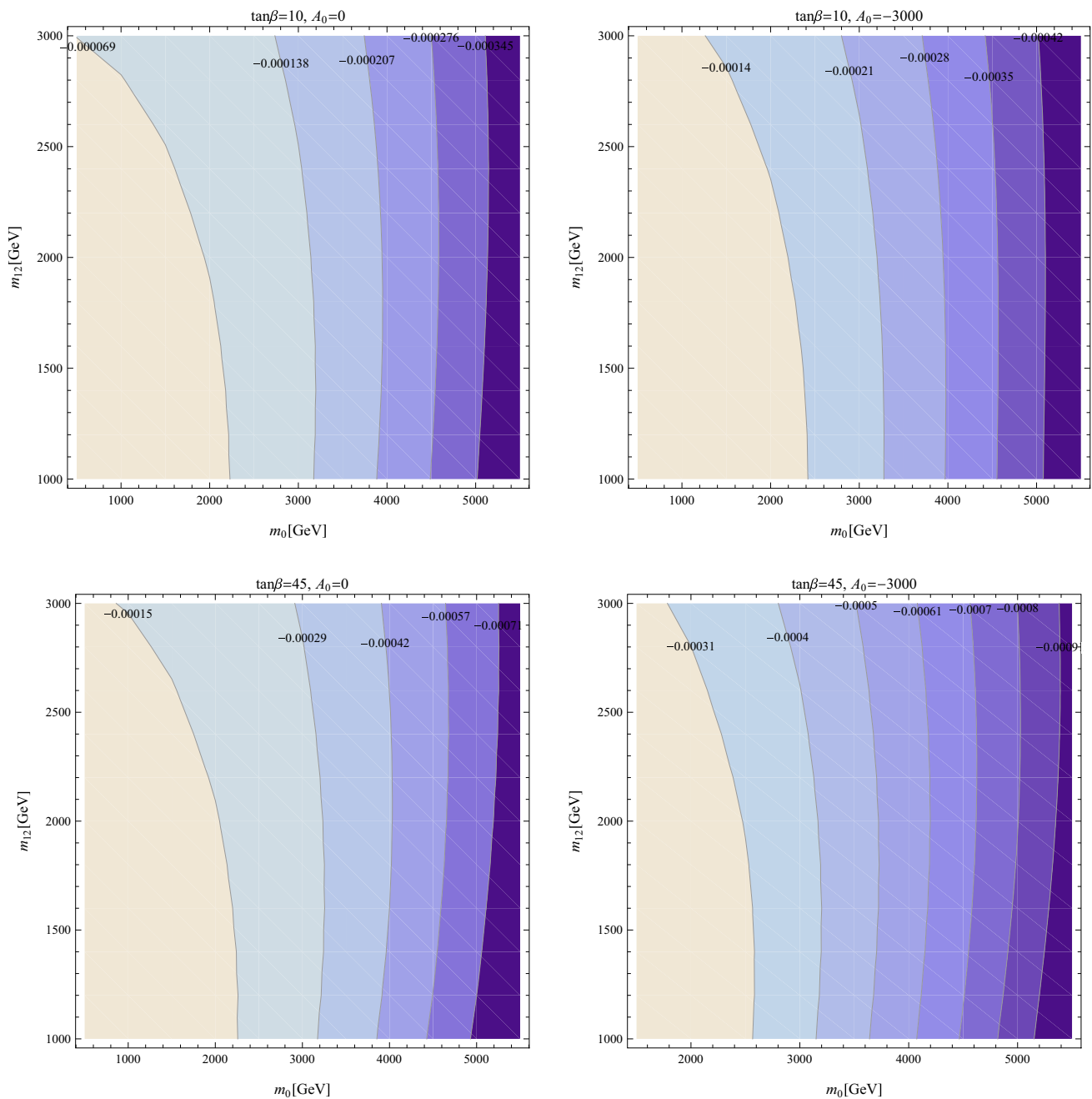


Fig. 6 Contours of $\Delta \sin^2 \theta_{\text{eff}}^{\text{MFV}}$ in the m_0 - $m_{1/2}$ plane for different values of $\tan \beta$ and A_0 in the CMSSM

where $\Delta \rho^{\text{MSSM}}$, M_W^{MSSM} , and $\sin^2 \theta_{\text{eff}}^{\text{MSSM}}$ are the values of the relevant observables with all $\delta_{ij}^{FAB} = 0$.

In Figs. 1, 2, 3, 4, 5, 6, 7 and 8 we show the results of our CMSSM analysis in the m_0 - $m_{1/2}$ plane for four different combinations of $\tan \beta = 10, 45$ (left and right column) and $A_0 = 0, -3000$ GeV (upper and lower row). This set represents four “extreme” cases of the parameter space and give an overview about the possible sizes of the effects and their dependences on $\tan \beta$ and A_0 (which we verified with other, not shown, combinations). We start with the three most

relevant δ_{ij}^{FAB} . In Figs. 1, 2 and 3 we show the results for δ_{13}^{QLL} , δ_{23}^{QLL} , and δ_{23}^{ULR} , respectively, which are expected to yield the largest results. The values show the expected pattern of their size with $\delta_{23}^{QLL} \sim \mathcal{O}(10^{-2})$ being the largest one, and δ_{13}^{QLL} and δ_{23}^{ULR} about one or two orders of magnitude smaller. All other δ_{ij}^{FAB} , which are not shown, reach only values of $\mathcal{O}(10^{-5})$. One can observe an interesting pattern in these figures: the values of δ_{ij}^{FAB} increase with larger values of either $\tan \beta$ or A_0 . The values for δ^{QLL} increase with m_0 ,

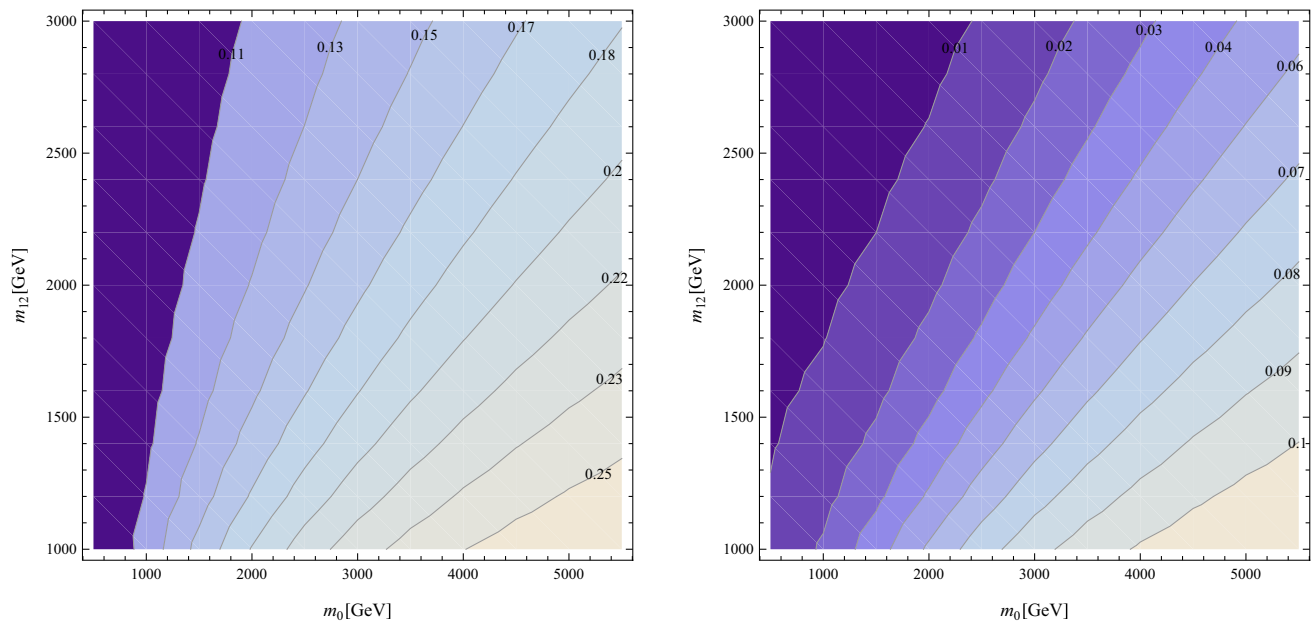


Fig. 7 Contours of $(m_2^2 - m_1^2)/(m_2^2 + m_1^2)$ in the m_0 – $m_{1/2}$ plane for fixed values of $A_0 = 0$ and $\tan \beta = 45$. *Left* the two most stop-like squarks (i.e. in the limit of zero intergenerational mixing they coincide

with the two scalar tops), *right* the lightest most stop-like and most sbottom-like squarks (see text)

whereas δ^{ULR} and δ^{DLR} decrease with m_0 . This behavior can be understood for the RGEs of the non-diagonal SUSY breaking parameters (see, e.g., [88, 89]), the δ^{QLL} are defined as ratios of off-diagonal soft terms that grow with m_0^2 over diagonal soft masses that also grow with m_0 . However, the δ^{ULR} and the δ^{DLR} arise from the ratio of the RGE generated off-diagonal trilinear terms, which depend on the value of A_0 , which is considered fixed in our case, over diagonal soft masses growing with m_0 . As discussed above, these $\delta_{ij}^{FAB} \neq 0$ are often neglected in phenomenological analyses of the CMSSM (see, e.g., [29–32]). We also emphasize that these effects are purely due to the presence of the CKM matrix on the RGEs; their contribution will vanish when the mixing of the two first generation with the third generation is neglected (as we have checked numerically).

In Figs. 4, 5 and 6 we analyze the effects of the non-zero δ_{ij}^{FAB} on the EWPO $\Delta\rho^{\text{MFV}}$, ΔM_W^{MFV} and $\Delta \sin^2 \theta_{\text{eff}}^{\text{MFV}}$, respectively. Here the same pattern is reflected for the EWPO, i.e. by increasing the value of $\tan \beta$ or A_0 , we find larger contributions to the EWPO. In particular, one can observe a non-decoupling effect for large values of m_0 . Larger soft SUSY-breaking parameters with the non-zero values in particular of δ_{23}^{QLL} , see above, lead to an enhanced splitting in masses belonging to an $SU(2)$ doublet, and thus to an enhanced contribution to the ρ -parameter. The corresponding effects on M_W and $\sin^2 \theta_{\text{eff}}$, for $m_0 \gtrsim 3$ TeV, exhibit corrections that are several times larger than the current experimental accuracy (whereas the SUSY corrections with all $\delta_{ij}^{FAB} = 0$ decouple and go to zero). Consequently, including the non-

zero values of the δ_{ij}^{FAB} and correctly taking these corrections into account, would yield an *upper* limit on m_0 , which in the known analyses so far is unconstrained from above [29–32]. A more detailed analysis within the CMSSM will be needed to determine the real upper bound on m_0 , which, however, is beyond the scope of this paper.

In order to gain more insight about the source of the large corrections to $\Delta\rho$ (and thus to the EWPO), we show in Fig. 7 several relative mass (square) differences, $(m_2^2 - m_1^2)/(m_2^2 + m_1^2)$ in the m_0 – $m_{1/2}$ plane for fixed $A_0 = 0$ and $\tan \beta = 45$. The left plot shows the mass difference for the two most stop-like squarks (i.e. in the limit of zero intergenerational mixing they coincide with the two scalar tops). The right plot shows the relative mass difference for the lightest most stop-like and most sbottom-like squark. (These results are simply the Sphen output in our scenario.) In both cases one can see that the relative mass differences increase (controlled by the non-zero δ_{ij}^{FAB} induced by the CKM matrix in the RGE running) in a fashion similar to the δ^{QLL} discussed above, i.e. in particular for $m_0 > m_{1/2} > 1$ TeV. These increasing mass differences lead (together with contributions from the mixing matrices) to the observed increase of $\Delta\rho$ as in Fig. 4.

Our findings can be briefly compared to the existing literature. The EWPO in the context of flavor violation were evaluated first in [69], where correspondingly large corrections were found for large δ_{23}^{QLL} (in fact, that was the only parameter dependence analyzed in that paper, and only the mixing between the second and third generation of squarks was taken into account). Subsequently, the EWPO were also

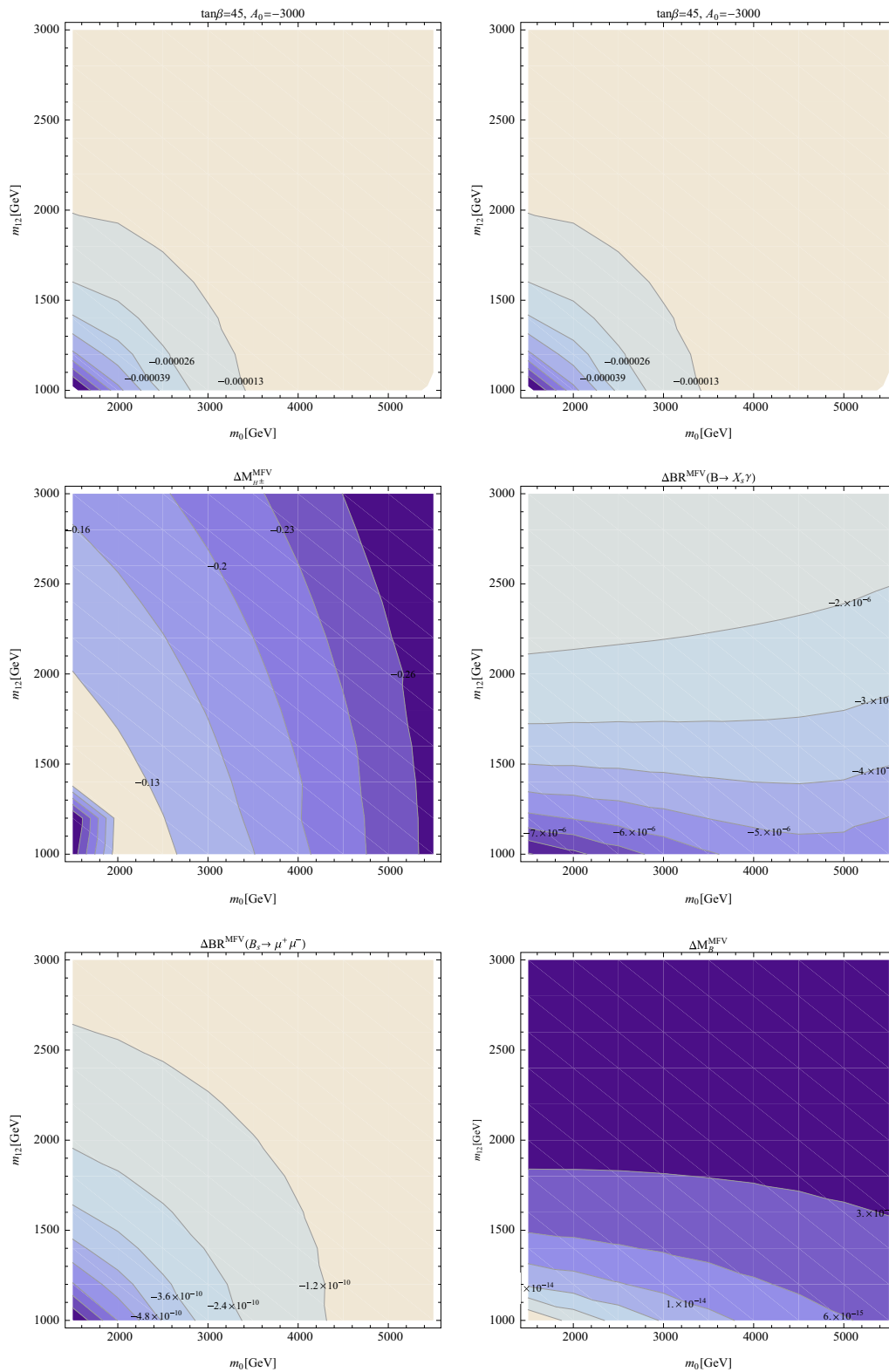


Fig. 8 Contours of Higgs mass corrections (ΔM_h^{MFV} , ΔM_H^{MFV} and $\Delta M_{H^\pm}^{\text{MFV}}$ in GeV) and BPO ($\Delta \text{BR}^{\text{MFV}}(B \rightarrow X_s \gamma)$, $\Delta \text{BR}^{\text{MFV}}(B_s \rightarrow \mu^+ \mu^-)$ and $\Delta M_{B_s}^{\text{MFV}}$) in the m_0 - $m_{1/2}$ plane for $\tan \beta = 45$ and $A_0 = -3000$ GeV in the CMSSM

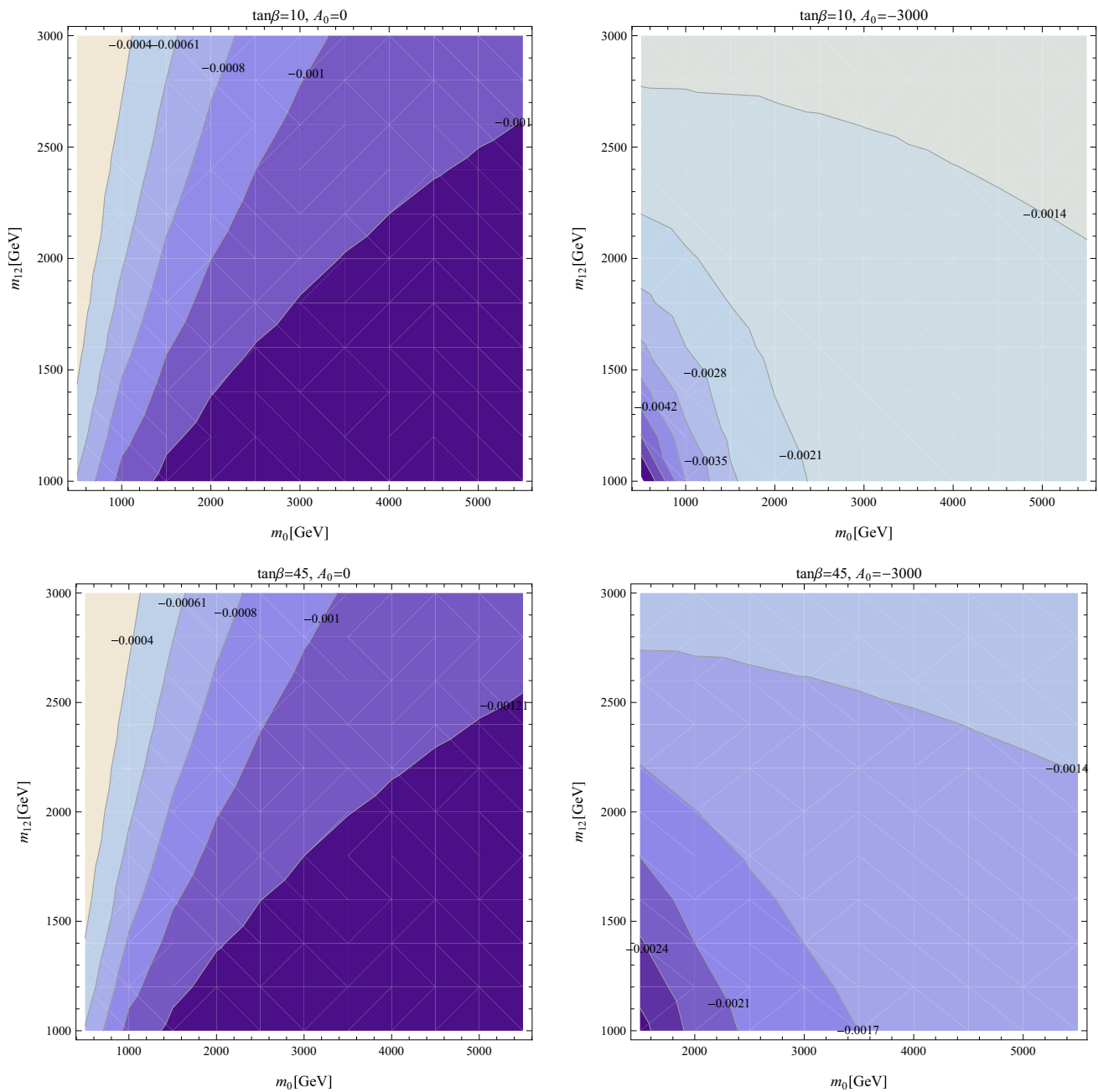


Fig. 9 Contours of δ_{12}^{LLL} in the m_0 - $m_{1/2}$ plane for different values of $\tan\beta$ and A_0 in the CMSSM-seesaw I

evaluated for the full three-generation mixing in [90]. The numerical analysis, however, was restricted to a degenerate and fixed SUSY mass scale. Correspondingly, no large effects with increasing SUSY mass scales were analyzed and only relative small corrections were found. Due to the different numerical setup, however, there is no contradiction with our results for $\Delta\rho$.

In Fig. 8 we show the results of our CMSSM analysis with the effects of the non-zero δ_{ij}^{FAB} on the Higgs mass calculations and on the BPO in the m_0 - $m_{1/2}$ plane for $\tan\beta = 45$

and $A_0 = -3000$. We only show this “extreme” case, where smaller values of $\tan\beta$ and A_0 would lead to smaller effects. In the upper left, upper right and middle left plot we show ΔM_h^{MFV} , ΔM_H^{MFV} and $\Delta M_{H^\pm}^{MFV}$, respectively. It can be seen that the effects on the neutral Higgs-boson masses are negligible w.r.t. the experimental accuracy. The effects on M_{H^\pm} can reach $\mathcal{O}(100 \text{ MeV})$, where largest effects are found for both very small values of m_0 and $m_{1/2}$ (dominated by δ_{23}^{ULR}) or very large values of m_0 and $m_{1/2}$ (dominated by $\delta_{13,23}^{QLL}$). Corrections of up to -300 MeV are found, but still remain

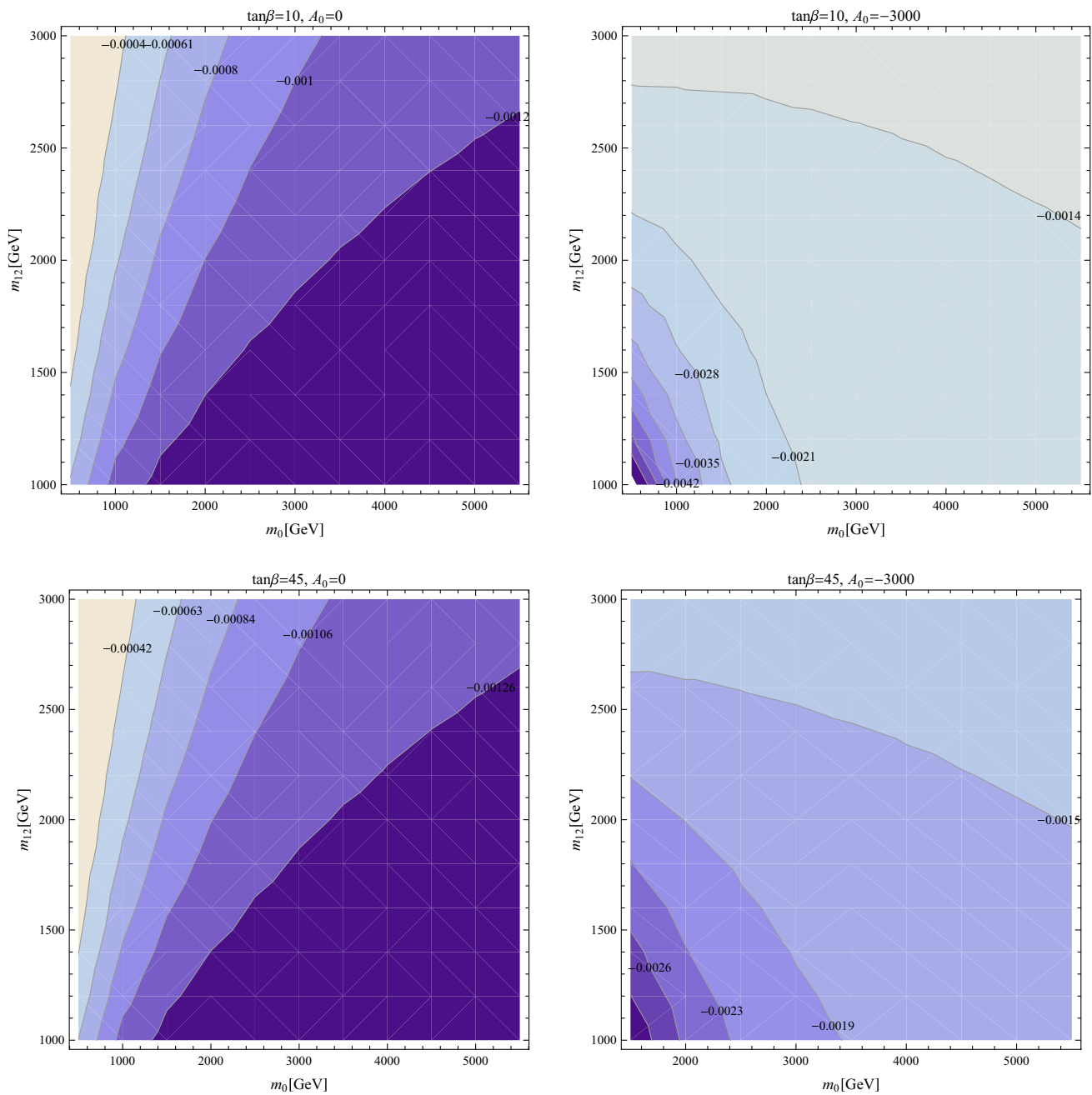


Fig. 10 Contours of δ_{13}^{LLL} in the m_0 - $m_{1/2}$ plane for different values of $\tan \beta$ and A_0 in the CMSSM-seesaw I

ing below the foreseeable future precision. Consequently, also in the Higgs mass evaluation not taking into account the non-zero values of the δ_{ij}^{FAB} is a good approximation.

In the middle right, lower left, and lower right plot of Fig. 8 we show the results for the BPO $\Delta BR^{MFV}(B \rightarrow X_s \gamma)$, $\Delta BR^{MFV}(B_s \rightarrow \mu^+ \mu^-)$ and $\Delta M_{B_s}^{MFV}$, respectively. The effects in $\Delta BR^{MFV}(B \rightarrow X_s \gamma)$ are of $\mathcal{O}(-10^{-5})$ and thus one order of magnitude smaller than the experimental accuracy. Similarly, we find $\Delta BR^{MFV}(B_s \rightarrow \mu^+ \mu^-) \sim \mathcal{O}(10^{-10})$ and $\Delta M_{B_s}^{MFV} \sim \mathcal{O}(10^{-15} \text{ GeV})$, i.e. one or several

orders of magnitude below the experimental precision. This shows that for the BPO neglecting the effects of non-zero δ_{ij}^{FAB} in the CMSSM is a good approximation.

4.2 Effects of slepton mixing

In this section we analyze the effects of non-zero δ_{ij}^{FAB} values in the CMSSM-seesaw I. In order to investigate the effects induced just by the mixings in the slepton sector, such that we can compare their contribution from the one produced

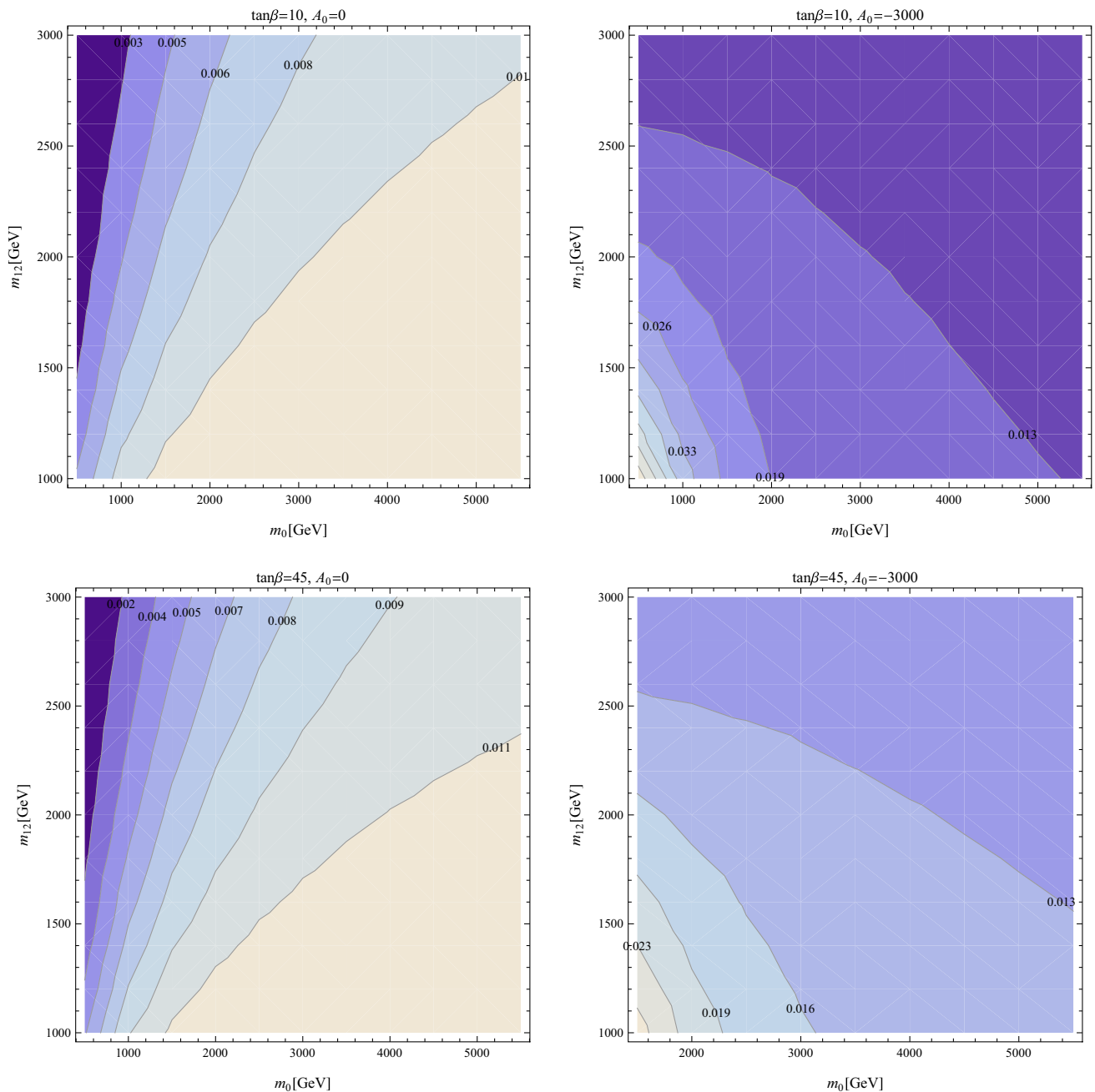


Fig. 11 Contours of δ_{23}^{LLL} in the m_0 - $m_{1/2}$ plane for different values of $\tan \beta$ and A_0 in the CMSSM-seesaw I

by the mixings in the squak sector (and to discriminate it from effects from mixings in the squark sector) we present here the results with only δ_{ij}^{FAB} in the slepton sector non-zero, i.e. after the RGE running with both CKM and seesaw parameters non-zero, the δ_{ij}^{FAB} from the squark sector are set to zero by hand at the EW scale. The effects of the squark mixing in the CMSSM-seesaw I are nearly indistinguishable from the ones analyzed in the previous subsection.

As mentioned in Sect. 2.2, the calculations in this section are done by using the values of Y_ν constructed from Eq. (10)

with the degenerate M_R . The matrix R is set to the identity since it does not enter in Eq. (12) and therefore the slepton δ_{ij}^{FAB} do not depend on it. The matrix m_ν^δ is a diagonal mass matrix adjusted to reproduce neutrino masses at low energy compatible with the experimental observations and with hierarchical neutrino masses. We performed our computation by using the seesaw scale $M_N = 10^{14}$ GeV. With this choice the bound $BR(\mu \rightarrow e\gamma) < 5.7 \times 10^{-13}$ [91] imposes severe restrictions on the m_0 - $m_{1/2}$ plane, excluding values of m_0 below 2–3 TeV (depending on $\tan \beta$ and A_0). The values of

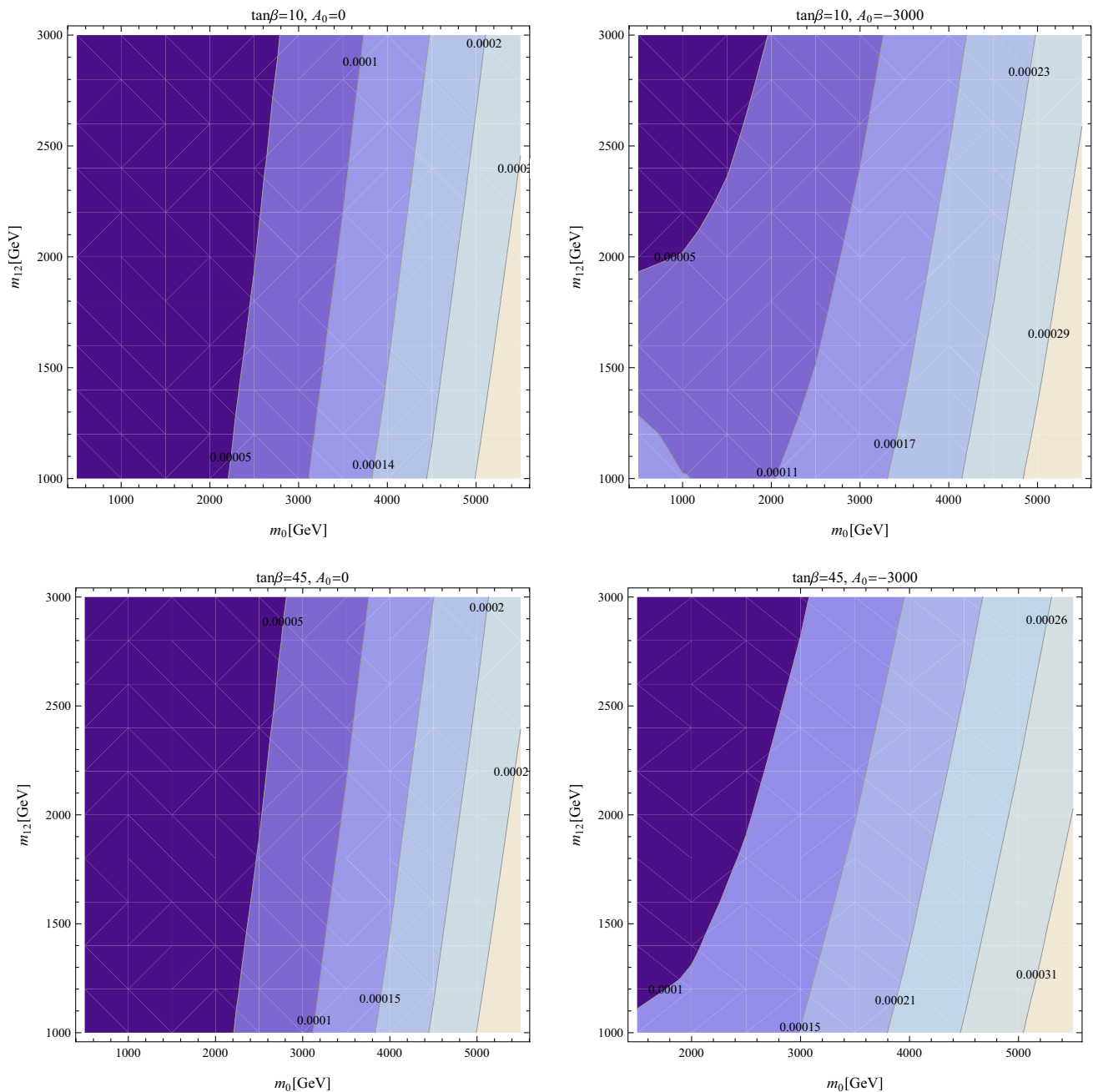


Fig. 12 Contours of $\Delta\rho^{\text{MFV}}$ in the m_0 - $m_{1/2}$ plane for different values of $\tan\beta$ and A_0 in the CMSSM-seesaw I

the slepton δ_{ij}^{FAB} will increase as the scale M_N increases but the parameter space excluded by the $\text{BR}(\mu \rightarrow e\gamma)$ bound will also increase. For example, by increasing M_N by an order of magnitude, the largest entries in the matrix Y_ν will become of $\mathcal{O}(1)$ and the bound on $\text{BR}(\mu \rightarrow e\gamma)$ will only be satisfied if $m_0 \approx 5$ TeV.

Our numerical results in the CMSSM-seesaw I are shown in Figs. 9, 10, 11, 12, 13, 14 and 15. As in the CMSSM we present the results in the m_0 - $m_{1/2}$ plane for four combinations of $\tan\beta = 10, 45$ (upper and lower row) and

$A_0 = 0, -3000$ GeV (left and right column), again capturing the “extreme” cases. We start presenting the three most relevant δ_{ij}^{FAB} . Figures 9, 10 and 11 show δ_{12}^{LLL} , δ_{13}^{LLL} , and δ_{23}^{LLL} , respectively. As expected, δ_{23}^{LLL} turns out to be largest of $\mathcal{O}(0.01)$, while the other two are about one order of magnitude smaller. The dependence on $\tan\beta$ is not very prominent, but going from $A_0 = 0$ to -3000 GeV has a strong impact on the δ_{ij}^{FAB} . For small A_0 the size of the δ_{ij}^{FAB} is increasing with larger m_0 and $m_{1/2}$, for $A_0 = -3000$ GeV the largest values are found for small m_0 and $m_{1/2}$. Here

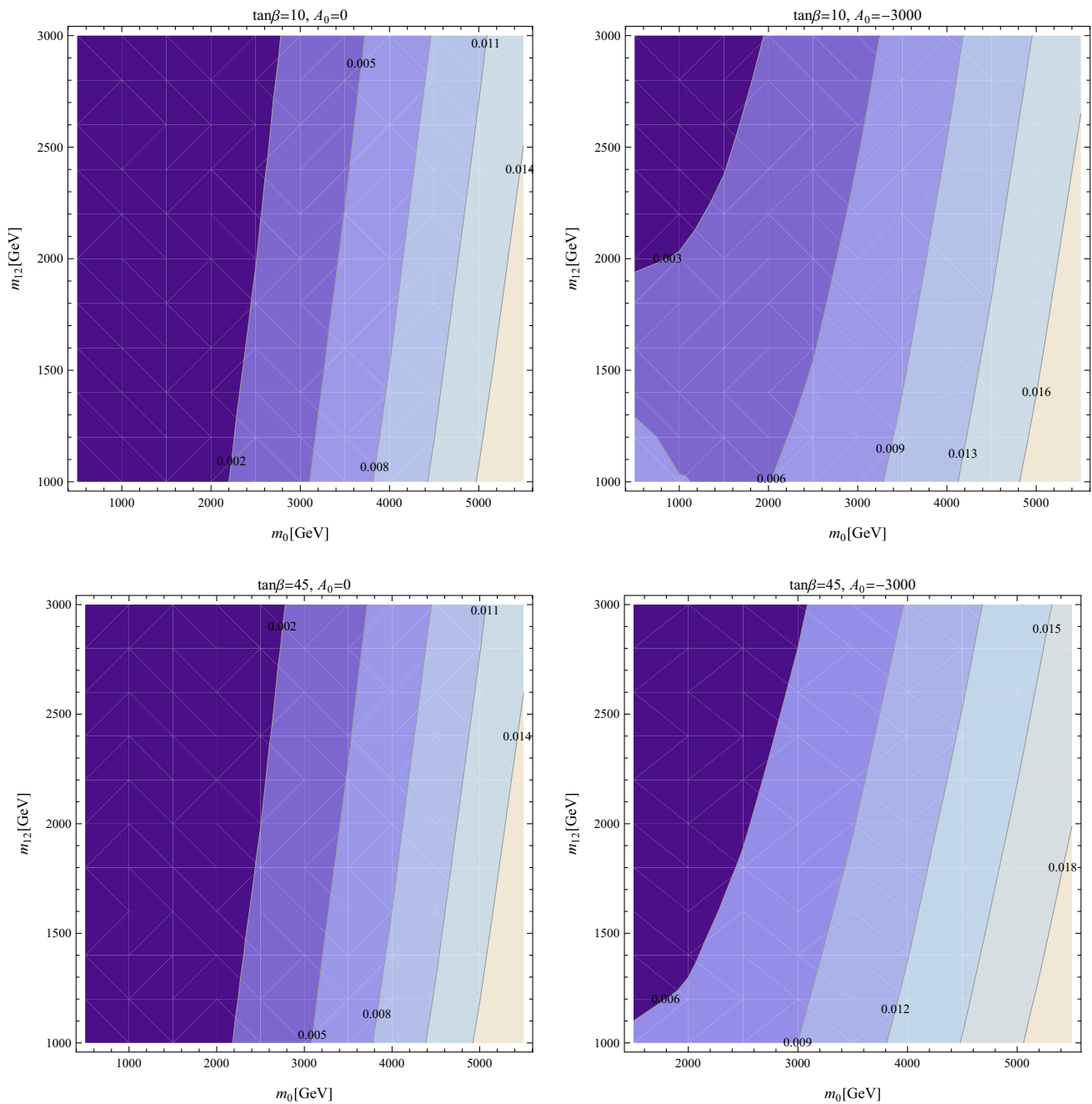


Fig. 13 Contours of ΔM_W^{MFV} in GeV in the m_0 - $m_{1/2}$ plane for different values of $\tan \beta$ and A_0 in the CMSSM-seesaw I

one comment on flavor-violating decays is in order. The selected values of Y_ν result in a large prediction for, e.g., $\text{BR}(\mu \rightarrow e\gamma)$ that can eliminate some of the m_0 - $m_{1/2}$ parameter plane, in particular combinations of low values of m_0 and $m_{1/2}$. For our parameter settings these regions are small for $\tan \beta = 10$ and reach up to roughly $m_0 + m_{1/2} \sim 2000$ GeV for $A_0 = -3000$ GeV. For $\tan \beta = 45$ they are larger and exclude roughly the lower left half of the m_0 - $m_{1/2}$ planes shown.

In Figs. 12, 13 and 14 we show the results for the EWPO. The same pattern and non-decoupling behavior for EWPO as in the case of CMSSM (squark δ_{ij}^{FAB}) can be observed. However, the corrections induced by slepton-flavor violation are relatively small compared to squark case. For the most extreme cases, i.e. the largest values of m_0 , the corrections to M_W turn out to be of the same order of the experimental uncertainty. For those parts of the parameter space neglecting the effects of LFV to the EWPO could turn out to be an

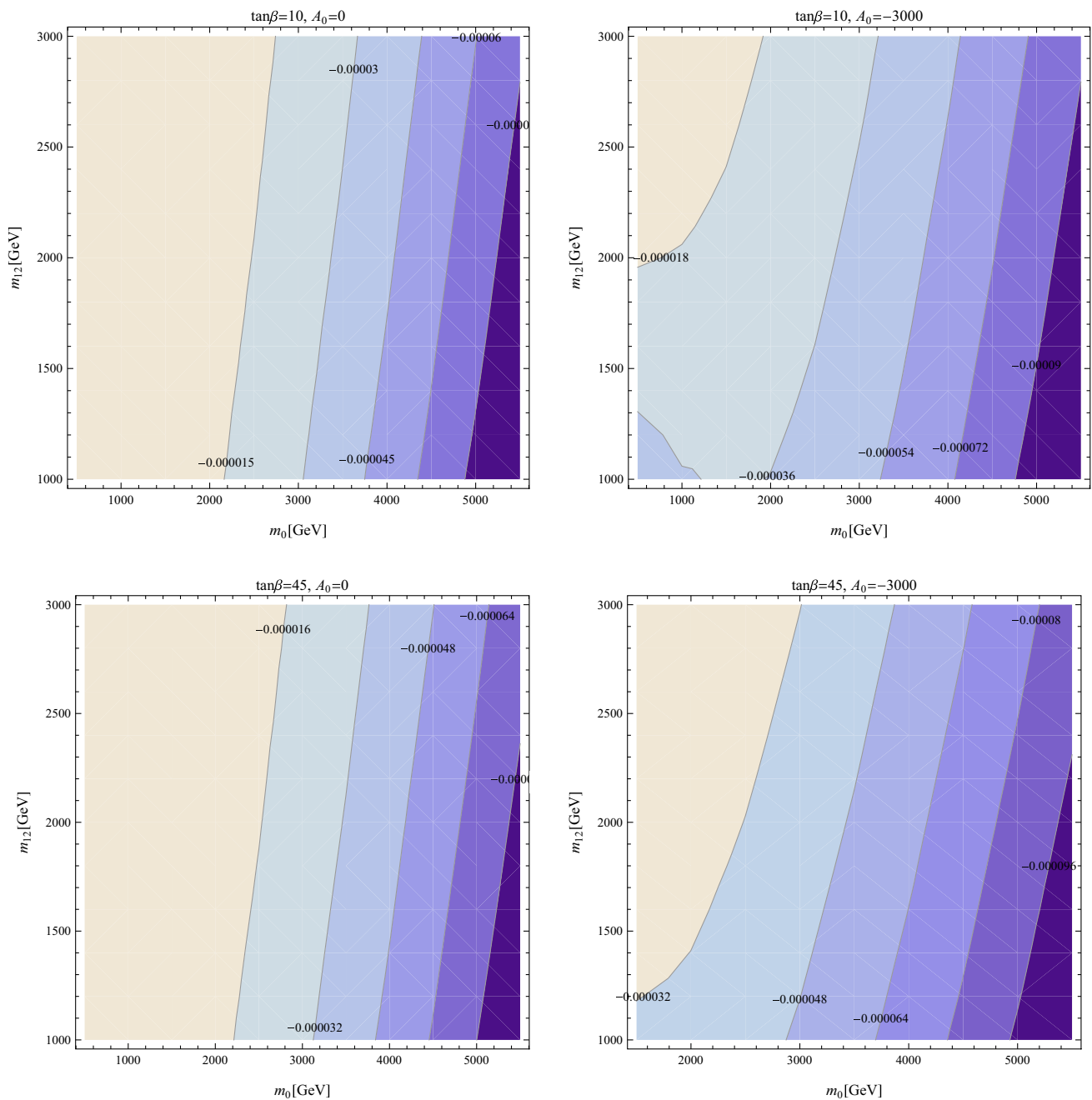


Fig. 14 Contours of $\Delta \sin^2 \theta_{\text{eff}}^{\text{MFV}}$ in the m_0 - $m_{1/2}$ plane for different values of $\tan \beta$ and A_0 in the CMSSM-seesaw I

insufficient approximation, in particular in view of future improved experimental accuracies.

Finally, in Fig. 15 we present the corrections to the Higgs boson masses induced by slepton-flavor violation. Here we only show ΔM_h^{MFV} (left) and $\Delta M_{H^\pm}^{\text{MFV}}$ (right) for $\tan \beta = 10$ and $A_0 = 0$. They turn out to be negligibly small in both cases. Corrections to ΔM_H^{MFV} , which are not shown, are even smaller. We have checked that these results hold also for other combinations of $\tan \beta$ and A_0 . Consequently, within

the Higgs sector the approximation of neglecting the effects of the δ_{ij}^{FAB} is fully justified.

5 Conclusions

In this paper we have investigated the CMSSM and the CMSSM-seesaw I (i.e. the CMSSM augmented by right-handed neutrinos to produce the observed neutrino mass pat-

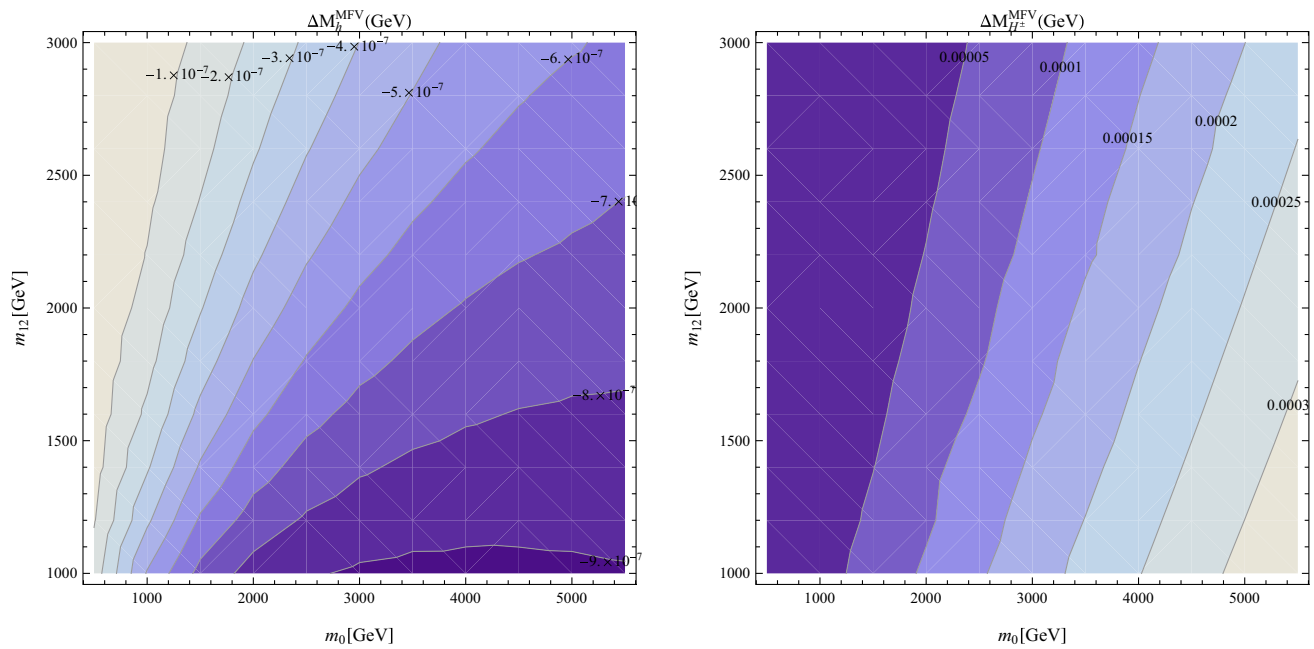


Fig. 15 Contours of ΔM_h^{MFV} (left) and $\Delta M_{H^\pm}^{\text{MFV}}$ (right) in the m_0 – $m_{1/2}$ plane for $\tan \beta = 10$ and $A_0 = 0$ in the CMSSM-seesaw I

tern via the seesaw type I mechanism) under the hypothesis of Minimal Flavor Violation (MFV, i.e. the only source for flavor violation is the CKM matrix and/or the PMNS matrix in the case of the CMSSM-seesaw I). In many phenomenological analyses of the CMSSM the effects of intergenerational mixing in the squark and/or slepton sector are neglected. However, such mixings are naturally induced, assuming no flavor violation at the GUT scale, by the RGE running from the GUT to the EW scale exactly due to the presence of the CKM and/or the PMNS matrix. In this sense the CMSSM and the CMSSM-seesaw I represent two simple “realistic” GUT based models, in which flavor violation is induced solely by RGE running. The spectra of the CMSSM and CMSSM-seesaw I have been numerically evaluated with the help of the program *SPheno* by taking the GUT scale input run down via the appropriate RGEs to the EW scale.

We have evaluated the predictions for B -physics observables, MSSM Higgs-boson masses, electroweak precision observables in the CMSSM and CMSSM-seesaw I. In order to numerically analyze the effects of neglecting intergenerational mixing these observables have been evaluated with the full spectrum at the EW scale, as well as with the spectrum, but with all intergenerational mixing set numerically (artificially) to zero (as has been done in many phenomenological analyses). We did not attempt an analytical evaluation of the flavor-violation effects, as they become very involved in the case intergenerational sfermion mixing in SUSY models. The numerical difference in the various observables indicates the possible size of the effects neglected in those analyses. In

this way it can be checked whether neglecting those mixing effects is a justified approximation.

Within the CMSSM we have taken a fixed grid of A_0 and $\tan \beta$, while scanning the m_0 – $m_{1/2}$ plane. We found that the value of δ_{ij}^{FAB} increases with the increase of the A_0 or $\tan \beta$ values. The Higgs-boson masses receive corrections below current and future experimental uncertainties, where the shifts in M_{H^\pm} were found largest at the level of $\mathcal{O}(100 \text{ MeV})$. Similarly for the B -physics observables the induced effects are at least one order of magnitude smaller than the current experimental uncertainty. For those two groups of observables the approximation of neglecting intergenerational mixing explicitly is a viable option.

The picture changes for the electroweak precision observables. We find that the masses of the squarks grow with m_0 , and so do the mixing terms, inducing a splitting between masses in an $SU(2)$ doublet, leading (numerically) to a non-decoupling effect. For $m_0 \gtrsim 3 \text{ TeV}$ the effects induced in M_W and $\sin^2 \theta_{\text{eff}}$ are found to be several times larger than the current experimental uncertainties and could shift the CMSSM prediction outside the allowed experimental range. In this way, taking the intergenerational mixing into account could in principle set bounds on m_0 not present in recent phenomenological analyses. By investigating numerically squark mass differences, we have shown that this behavior can be traced back to the non-decoupling effects in the scalar quark mass matrices, provided by *SPheno* when taking into account the CKM matrix in the RGE running. However, we would like to point out that this bound only holds because of the particularly simple structure of the CMSSM and cannot

be extended easily to other, more complicated model frameworks.

Going to the CMSSM-seesaw I the numerical results depend on the concrete model definition. We have chosen a set of parameter that reproduces correctly the observed neutrino data and simultaneously induces large LFV effects and induces *relatively* large corrections to the calculated observables. Consequently, parts of the parameter space are excluded by the experimental bounds on $\text{BR}(\mu \rightarrow e\gamma)$. Concerning the precision observables we find that B -physics observables are not affected, we also find that the additional effects induced by slepton-flavor violation on the Higgs-boson masses are negligible. Again the EWPO are found to show the largest impact, where for M_W numerical effects at the same level as the current experimental accuracy have been observed for very large values of m_0 . As above, we would like to point out that these effects are due to the relatively simple structure of the CMSSM-seesaw I.

To summarize: we have numerically analyzed two “realistic” GUT based models in which flavor violation is solely induced by the CKM matrix via RGE running (as evaluated using the `Spheno` code). We find that artificially setting all flavor-violating terms to zero in the CMSSM and CMSSM-seesaw I is an acceptable approximation for B -physics observables, Higgs-boson masses (evaluated using a private version of `FeynHiggs`). However, in the electroweak precision observables (also evaluated with `FeynHiggs`) in our numerical analysis we find larger effects in the CMSSM and CMSSM-seesaw I. The numerical contributions are larger than the current experimental accuracy in M_W and $\sin^2\theta_{\text{eff}}$. Taking those effects correctly into account could in principle place new bounds on m_0 not present in recent phenomenological analyses.

Acknowledgments The work of S.H. and M.R. was partially supported by CICYT (grant FPA 2013-40715-P). M.G., S.H. and M.R. were supported by the Spanish MICINN’s Consolider-Ingenio 2010 Programme under grant MultiDark CSD2009-00064. M.E.G. acknowledges further support from the MICINN project FPA2011-23781.

Open Access This article is distributed under the terms of the Creative Commons Attribution 4.0 International License (<http://creativecommons.org/licenses/by/4.0/>), which permits unrestricted use, distribution, and reproduction in any medium, provided you give appropriate credit to the original author(s) and the source, provide a link to the Creative Commons license, and indicate if changes were made. Funded by SCOAP³.

References

- H. Nilles, Phys. Rep. **110**, 1 (1984)
- H. Haber, G. Kane, Phys. Rep. **117**, 75 (1985)
- R. Barbieri, Riv. Nuovo Cim. **11**, 1 (1988)
- Y. Amhis et al., [Heavy Flavor Averaging Group], SLAC-R-1002, FERMILAB-PUB-12-871-PPD. [arXiv:1207.1158](https://arxiv.org/abs/1207.1158) [hep-ex]
- R. Chivukula, H. Georgi, Phys. Lett. B **188**, 99 (1987)
- L. Hall, L. Randall, Phys. Rev. Lett. **65**, 2939 (1990)
- A. Buras et al., Phys. Lett. B **500**, 161 (2001)
- G. D’Ambrosio et al., Nucl. Phys. B **645**, 155 (2002)
- S.S. AbdusSalam et al., Eur. Phys. J. C **71**, 1835 (2011). [arXiv:1109.3859](https://arxiv.org/abs/1109.3859) [hep-ph]
- B. Allanach et al., Comput. Phys. Commun. **180**, 8 (2009). [arXiv:0801.0045](https://arxiv.org/abs/0801.0045) [hep-ph]
- F. Borzumati, A. Masiero, Phys. Rev. Lett. **57**, 961 (1986)
- S. Fukuda et al., [Super-Kamiokande Collaboration], Phys. Rev. Lett. **86**, 5656 (2001). [arXiv:hep-ex/0103033](https://arxiv.org/abs/hep-ex/0103033)
- S. Fukuda et al., [Super-Kamiokande Collaboration], Phys. Rev. Lett. **86**, 5651 (2001). [arXiv:hep-ex/0103032](https://arxiv.org/abs/hep-ex/0103032)
- S. Fukuda et al., [Super-Kamiokande Collaboration], Phys. Lett. B **539**, 179 (2002). [arXiv:hep-ex/0205075](https://arxiv.org/abs/hep-ex/0205075)
- M. Apollonio et al., [CHOOZ Collaboration], Phys. Lett. B **466**, 415 (1999). [arXiv:hep-ex/9907037](https://arxiv.org/abs/hep-ex/9907037)
- Q. Ahmad et al., [SNO Collaboration], Phys. Rev. Lett. **87**, 071301 (2001). [arXiv:nucl-ex/0106015](https://arxiv.org/abs/nucl-ex/0106015)
- Q. Ahmad et al., [SNO Collaboration], Phys. Rev. Lett. **89**, 011301 (2002). [arXiv:nucl-ex/0204008](https://arxiv.org/abs/nucl-ex/0204008)
- M. Ambrosio et al., [MACRO Collaboration], Phys. Lett. B **517**, 59 (2001)
- G. Giacomelli, M. Giorgini, [MACRO Collaboration], [arXiv:hep-ex/0110021](https://arxiv.org/abs/hep-ex/0110021)
- K. Eguchi et al., [KamLAND Collaboration], [arXiv:hep-ex/0212021](https://arxiv.org/abs/hep-ex/0212021)
- V. Cirigliano et al., Nucl. Phys. B **728**, 121 (2005). [arXiv:hep-ph/0507001](https://arxiv.org/abs/hep-ph/0507001)
- P. Minkowski, Phys. Lett. B **67**, 421 (1977)
- M. Gell-Mann, P. Ramond, R. Slansky, in *Complex Spinors and Unified Theories*, eds. P. Van Nieuwenhuizen, D. Freedman, *Supergravity* (North-Holland, Amsterdam, 1979), p. 315 [print-80-0576 (CERN)]
- T. Yanagida, in *Proceedings of the Workshop on the Unified Theory and the Baryon Number in the Universe*, eds. O. Sawada, A. Sugamoto (KEK, Tsukuba, 1979), p. 95
- S. Glashow, in *Quarks and Leptons*, eds. M. Lévy et al. (Plenum Press, New York, 1980), p. 687
- R. Mohapatra, G. Senjanović, Phys. Rev. Lett. **44**, 912 (1980)
- J. Schechter, J.W.F. Valle, Phys. Rev. D **22**, 2227 (1980)
- J. Schechter, J.W.F. Valle, Phys. Rev. D **25**, 774 (1982)
- O. Buchmueller et al., Eur. Phys. J. C **74**, 12, 3212 (2014). [arXiv:1408.4060](https://arxiv.org/abs/1408.4060)[hep-ph]
- O. Buchmueller et al., Eur. Phys. J. C **74**, 2922 (2014). [arXiv:1312.5250](https://arxiv.org/abs/1312.5250) [hep-ph]
- O. Buchmueller et al., Eur. Phys. J. C **72**, 2243 (2012). [arXiv:1207.7315](https://arxiv.org/abs/1207.7315) [hep-ph]
- O. Buchmueller et al., Eur. Phys. J. C **72**, 1878 (2012). [arXiv:1110.3568](https://arxiv.org/abs/1110.3568) [hep-ph]
- W. Porod, Comput. Phys. Commun. **153**, 275 (2003). [arXiv:hep-ph/0301101](https://arxiv.org/abs/hep-ph/0301101)
- W. Porod, F. Staub, Comput. Phys. Commun. **183**, 2458 (2012). [arXiv:1104.1573](https://arxiv.org/abs/1104.1573) [hep-ph]
- P. Skands et al., JHEP **0407**, 036 (2004). [arXiv:hep-ph/0311123](https://arxiv.org/abs/hep-ph/0311123)
- S. Heinemeyer, W. Hollik, G. Weiglein, Comput. Phys. Commun. **124**, 76 (2000). [arXiv:hep-ph/9812320](https://arxiv.org/abs/hep-ph/9812320)
- T. Hahn, S. Heinemeyer, W. Hollik, H. Rzehak, G. Weiglein, Comput. Phys. Commun. **180**, 1426 (2009) (see <http://www.feynhiggs.de>)
- S. Heinemeyer, W. Hollik, G. Weiglein, Eur. Phys. J. C **9**, 343 (1999). [arXiv:hep-ph/9812472](https://arxiv.org/abs/hep-ph/9812472)
- G. Degrassi, S. Heinemeyer, W. Hollik, P. Slavich, G. Weiglein, Eur. Phys. J. C **28**, 133 (2003). [arXiv:hep-ph/0212020](https://arxiv.org/abs/hep-ph/0212020)
- M. Frank, T. Hahn, S. Heinemeyer, W. Hollik, H. Rzehak, G. Weiglein, JHEP **0702**, 047 (2007). [arXiv:hep-ph/0611326](https://arxiv.org/abs/hep-ph/0611326)

41. T. Hahn, S. Heinemeyer, W. Hollik, H. Rzehak, G. Weiglein, Phys. Rev. Lett. **112**, 141801 (2014). [arXiv:1312.4937](#) [hep-ph]
42. G. Isidori, P. Paradisi, Phys. Lett. B **639**, 499 (2006). [arXiv:hep-ph/0605012](#)
43. G. Isidori, F. Mescia, P. Paradisi, D. Temes, Phys. Rev. D **75**, 115019 (2007). [arXiv:hep-ph/0703035](#) (references therein)
44. M. Arana-Catania, S. Heinemeyer, M. Herrero, S. Peñaranda, JHEP **1205**, 015 (2012). [arXiv:1109.6232](#) [hep-ph]
45. M. Arana-Catania, S. Heinemeyer, M. Herrero, S. Peñaranda [arXiv:1201.6345](#) [hep-ph]
46. M. Arana-Catania, S. Heinemeyer, M.J. Herrero, Phys. Rev. D **90**, 075003 (2014). [arXiv:1405.6960](#) [hep-ph]
47. N. Falck, Z. Phys. C **30**, 247 (1986)
48. S. Bertolini, F. Borzumati, A. Masiero, G. Ridolfi, Nucl. Phys. B **353**, 591 (1991)
49. J. Hisano, T. Moroi, K. Tobe, M. Yamaguchi, Phys. Rev. D **53**, 2442 (1996)
50. M. Cannoni, J. Ellis, M. Gómez, S. Lola, Phys. Rev. D **88**(7), 075005 (2013). [arXiv:1301.6002](#)[hep-ph]
51. M. Gómez, G. Leontaris, S. Lola, J. Vergados, Phys. Rev. D **59**, 116009 (1999). [arXiv:hep-ph/9810291](#)
52. J. Ellis, M.E. Gómez, G. Leontaris, S. Lola, D. Nanopoulos, Eur. Phys. J. C **14**, 319 (2000). [arXiv:hep-ph/9911459](#)
53. S. Antusch, E. Arganda, M. Herrero, A. Teixeira, JHEP **0611**, 090 (2006). [arXiv:hep-ph/0607263](#)
54. J. Ellis, M. Gómez, S. Lola, JHEP **0707**, 052 (2007). [arXiv:hep-ph/0612292](#)
55. J. Casas, A. Ibarra, Nucl. Phys. B **618**, 171 (2001). [arXiv:hep-ph/0103065](#)
56. G. Fogli, E. Lisi, A. Marrone, D. Montanino, A. Palazzo, A. Rotunno, Phys. Rev. D **86**, 013012 (2012). [arXiv:1205.5254](#) [hep-ph]
57. M. Gómez, T. Hahn, S. Heinemeyer, M. Rehman, Phys. Rev. D **90**, 074016 (2014). [arXiv:1408.0663](#) [hep-ph]
58. M. Arana-Catania, S. Heinemeyer, M. Herrero, Phys. Rev. D **88**(1), 015026 (2013). [arXiv:1304.2783](#)[hep-ph]
59. Y. Kuno, Y. Okada, Rev. Mod. Phys. **73**, 151 (2001). [arXiv:hep-ph/9909265](#)
60. S. Bilenky, S. Petcov, B. Pontecorvo, Phys. Lett. B **67**, 309 (1977)
61. W. Marciano, A. Sanda, Phys. Lett. B **67**, 303 (1977)
62. T. Cheng, L.-F. Li, Phys. Rev. Lett. **45**, 1908 (1980)
63. A. Djouadi, Phys. Rep. **459**, 1 (2008). [arXiv:hep-ph/0503173](#)
64. S. Heinemeyer, Int. J. Mod. Phys. A **21**, 2659 (2006). [arXiv:hep-ph/0407244](#)
65. G. Aad et al., [ATLAS Collaboration], Phys. Rev. D **90**, 052004 (2014). [arXiv:1406.3827](#) [hep-ex]
66. CMS Collaboration, [CMS Collaboration], CMS-PAS-HIG-14-009
67. H. Baer et al., [arXiv:1306.6352](#) [hep-ph]
68. S. Gennai et al., Eur. Phys. J. C **52**, 383 (2007). [arXiv:0704.0619](#) [hep-ph]
69. S. Heinemeyer, W. Hollik, F. Merz, S. Peñaranda, Eur. Phys. J. C **37**, 481 (2004). [arXiv:hep-ph/0403228](#)
70. K. Kowalska, JHEP **1409**, 139 (2014). [arXiv:1406.0710](#) [hep-ph]
71. S. Heinemeyer, W. Hollik, G. Weiglein, Phys. Rep. **425**, 265 (2006). [arXiv:hep-ph/0412214](#)
72. S. Schael et al., [ALEPH and DELPHI and L3 and OPAL and LEP Electroweak Collaborations], Phys. Rep. **532**, 119 (2013). [arXiv:1302.3415](#)[hep-ex] (see <http://www.cern.ch/LEPEWWG>)
73. M. Baak et al., [arXiv:1310.6708](#) [hep-ph]
74. A. Freitas et al., [arXiv:1307.3962](#) [hep-ph]
75. S. Heinemeyer, Talk given at the 8 th FCC-ee Physics Workshop, Paris (2014) (see <https://indico.cern.ch/event/337673/session/3/contribution/41/material/slides>)
76. M. Veltman, Nucl. Phys. B **123**, 89 (1977)
77. G. Isidori, A. Retico, JHEP **0209**, 063 (2002). [arXiv:hep-ph/0208159](#)
78. P. Chankowski, L. Slawianowska, Phys. Rev. D **63**, 054012 (2001). [arXiv:hep-ph/0008046](#)
79. J. Foster, K. Okumura, L. Roszkowski, JHEP **0508**, 094 (2005). [arXiv:hep-ph/0506146](#)
80. See, <https://www.slac.stanford.edu/xorg/hfag/rare>. Accessed 16 Sept 2015
81. M. Misiak, Acta Phys. Polon. B **40**, 2987 (2009). [arXiv:0911.1651](#) [hep-ph]
82. S. Chatrchyan et al., [CMS Collaboration], Phys. Rev. Lett. **111**, 101804 (2013). [arXiv:1307.5025](#) [hep-ex]
83. R. Aaij et al., [LHCb Collaboration], Phys. Rev. Lett. **111**, 101805 (2013). [arXiv:1307.5024](#) [hep-ex]
84. A. Buras, J. Girrbach, D. Guadagnoli, G. Isidori, Eur. Phys. J. C **72**, 2172 (2012). [arXiv:1208.0934](#) [hep-ph]
85. See, https://www.slac.stanford.edu/xorg/hfag/osc/PDG_2013/. Accessed 16 Sept 2015
86. A. Buras, M. Jamin, P. Weisz, Nucl. Phys. B **347**, 491 (1990)
87. E. Golowich, J. Hewett, S. Pakvasa, A. Petrov, G. Yeghiyan, Phys. Rev. D **83**, 114017 (2011). [arXiv:1102.0009](#) [hep-ph]
88. S.P. Martin, M.T. Vaughn, Phys. Rev. D **50**, 2282 (1994)
89. S.P. Martin, M.T. Vaughn, Phys. Rev. D **78**, 039903 (2008). [arXiv:hep-ph/9311340](#)
90. J. Cao, G. Eilam, K.I. Hikasa, J. Yang, Phys. Rev. D **74**, 031701 (2006). [arXiv:hep-ph/0604163](#)
91. J. Adam et al., [MEG Collaboration], [arXiv:1303.0754](#) [hep-ex]